

ERB-PF | Bi-directional flush pull handles

for snap-in assembly, technopolymer



STANDARD EXECUTIONS

- **ERB-PF:** glass-fibre reinforced polyamide based (PA) technopolymer grey-black colour, matte finish.
- **ERB-PF-CLEAN:** glass-fibre reinforced polyamide based (PA) technopolymer white colour similar to RAL 9002, matte finish.
- **ERB-PF-AE-V0:** glass-fibre reinforced polyamide based (PA) technopolymer certified self-extinguishing UL-94 V0, grey-black colour, matte finish.

FEATURES AND APPLICATIONS

ERB-PF bi-directional flush pull handles are suitable to open and close sliding doors. The ergonomics of the cavity offers a safe and comfortable grip.

ERB-CLEAN in white colour is suitable for applications on medical and hospital equipment and food processing machines.

ASSEMBLY INSTRUCTIONS

1. Drill the handle housing according to the template dimensions reported in the table.
2. Remove all drilling burrs before fitting the handle.
3. Fit the side of the handle with fixed toothings into the housing (Fig. 1).
4. Press onto the opposite side (elastic toothings) until the handle is completely snapped in (Fig. 2).



ELESA Original design

S	ERB-PF ERB-PF-CLEAN		ERB-PF-AE-V0	
	X	Y	X	Y
0,7 - 1	105,3 +0,2	51,5 + 0,2	105,7 +0,2	51,7 + 0,2
1 - 1,5	105,3 +0,2	51,7 + 0,2	105,7 +0,2	51,8 + 0,2
1,5 - 2,2	105,3 +0,2	52,0 + 0,2	105,7 +0,2	52,2 + 0,2



Fig.1

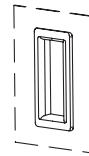
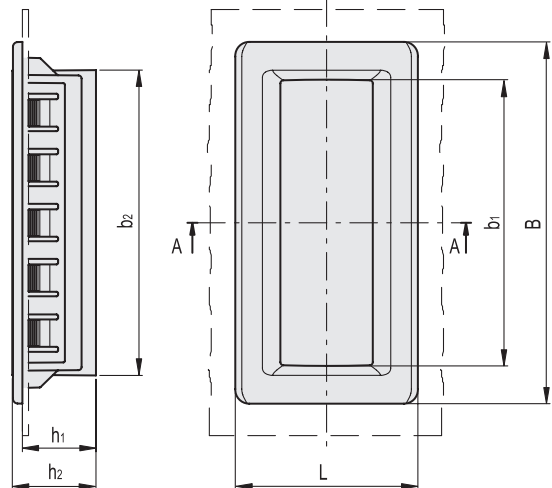
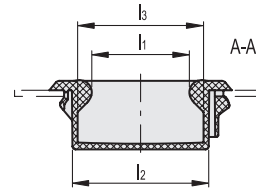
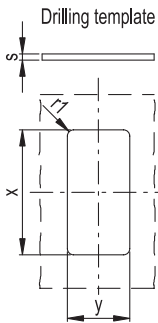


Fig.2



Code	Description	B	L	h1	h2	b1	b2	l1	l2	l3	Δ
261401-C1	ERB.115-PF-C1	115	58	19	22	91	94	31	43.5	40	42
151301	ERB.115-PF-CLEAN	115	58	19	22	91	94	31	43.5	40	42
150901-C1	ERB.115-PF-AE-V0-C1	115	58	19	22	91	94	31	43.5	40	42