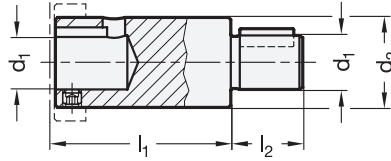
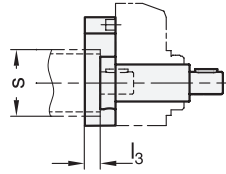
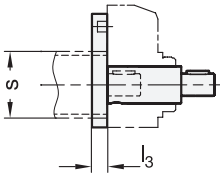


Identification no. 1



Identification no. 2



3 Identification no.

- 1 for mechanical position indicators GN 953 / GN 954
- 2 for electronic position indicators GN 9053 / GN 9054

1

2

s ∅ Linear actuator	d ₁ f7	d ₂	b	h	l ₁		l ₂	l ₃	for position indicator
					Id. no. 1	Id. no. 2			
30	8	14	40	43,5	35	36	15	12	GN 954 / GN 9054
40	12	20	50	56,5	39	43	16	12	GN 953 / GN 9053
50	12	20	60	61,5	39	43	17	12	GN 953 / GN 9053

Specification

- Adaptor shaft
Steel
blackened
- Torque support
Aluminum
blank, ground
- ISO-Fundamental Tolerances → Page 1132
- RoHS compliant

Accessory

- Position indicators and handwheels have to be ordered separately.

Information

The GN 296 installation kits are needed for mounting a position indicator on linear units. The installation kits comprise an adaptor shaft and a torque support including attachment screws.

Order mechanical position indicators GN 953 / GN 954 / GN 955 with a counter pitch that corresponds to that of the trapezoidal threaded spindle.

For position indicators GN 9053 / GN 9054, the position indicator pitch is programmed.

see also...

- Position indicators GN 953 → Page 388
- Position indicators GN 954 → Page 390
- Position indicators GN 9053 → Page XYZ
- Position indicators GN 9054 → Page XYZ
- Square linear actuators GN 291.1 → Page 1056

How to order

GN 296-30-8-1

1	s
2	d ₁
3	Identification no.