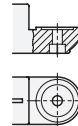
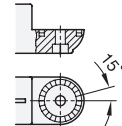
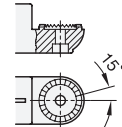


Type **OZ**  
without centring step  
(smooth)



Type **MZ**  
with centring step

Type **AV**  
with male serration



Type **IV**  
with female serration



- 2 Type**
- OZ** without centring step (smooth)
  - MZ** with centring step
  - AV** with male serration
  - IV** with female serration

- 3 Identification No.**
- 2** with Stainless Steel-Clamping screw DIN 912

**1**

d <sub>1</sub> Bore B	b Swivel width	d <sub>2</sub>	d <sub>3</sub> Clamping thread	d <sub>4</sub>	h	k	l <sub>1</sub>	l <sub>2</sub>	m	s	Clamping kits for d <sub>3</sub>
B 20	40	8,5	M 8	M 8	20	42,5	92	52	72	13	GN 911-M 8-32
B 25	40	8,5	M 8	M 8	20	42,5	92	52	72	13	GN 911-M 8-32
B 30	40	8,5	M 8	M 8	20	42,5	92	52	72	13	GN 911-M 8-32
B 40	65	10,5	M 10	M 10	32,5	74	148	77,5	115	17	GN 911-M10-55
B 42	65	10,5	M 10	M 10	32,5	74	148	77,5	115	17	GN 911-M10-55
B 45	65	10,5	M 10	M 10	32,5	74	148	77,5	115	17	GN 911-M10-55
B 48	65	10,5	M 10	M 10	32,5	74	148	77,5	115	17	GN 911-M10-55
B 50	65	10,5	M 10	M 10	32,5	74	148	77,5	115	17	GN 911-M10-55

**Specification**

- Aluminum
  - plastic coated
  - black, RAL 9005, textured finish ● **SW**
  - blank ○ **BL**
  - matt shot-blasted
- Clamping bore mechanically machined
- Socket cap screws DIN 912  
Stainless Steel AISI 304
- Hexagon nuts DIN 985  
Stainless Steel AISI 304
- *Stainless Steel characteristics* → Page 1144
- **RoHS compliant**

**Accessory**

- Clamping kits GN 911 → Page 1031

**Information**

The clamping bore of GN 276 swivel clamp connectors is mechanically machined and designed for construction tubes GN 990 or DIN 2391, DIN 2395 and DIN 2462 respectively.

The standard version of the clamping screw is a socket cap screw with hexagonal socket DIN 912. It can be replaced by a clamping kit GN 911 (article code see table of dimensions).

GN 276 swivel clamp connectors can be assembled with swivel clamp connectors GN 272, GN 274 or GN 278 to create swivel clamp connector joints.

see also...

- *Construction tubes GN 990* → Page 1027
- *Swivel clamp connector joints GN 284*  
(Connection of GN 276 with GN 274) → Page 1018

How to order		1	d <sub>1</sub>
		2	Type
		3	Identification No.
		4	Finish
<b>GN 276-B30-OZ-2-BL</b>			