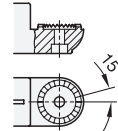


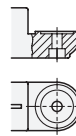
Type **OZ**
without centring step
(smooth)



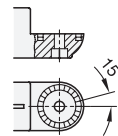
Type **AV**
with male serration



Type **MZ**
with centring step



Type **IV**
with female serration



2 Type

- OZ** without centring step (smooth)
- MZ** with centring step
- AV** with male serration
- IV** with female serration

1

| b Swivel width | d ₁ | d ₂ | d ₃ | Length l | m ₁ | m ₂ | t ₁ | t ₂ | s | x ₁ | x ₂ | y ₁ | y ₂ |
|-------------------|----------------|----------------|----------------|----------|----------------|----------------|----------------|----------------|----|----------------|----------------|----------------|----------------|
| 40 | 8,5 | 6,5 | M 8 | 52,5 | 32,5 | 30 | 20 | 7 | 13 | 60 | 42 | 60 | 42 |
| 65 | 10,2 | 11 | M 10 | 84,5 | 52 | 52,5 | 32,5 | 14 | 17 | 105 | 74 | 105 | 74 |

Specification

- Aluminum
 - plastic coated
black, RAL 9005, textured finish
 - blank
matt shot-blasted



- RoHS compliant

3

Information

GN 272 swivel clamp connector bases can be assembled with swivel clamp connectors GN 274, GN 276 or GN 278 to create swivel clamp connector joints.

see also...

- Swivel clamp connector joints GN 282
(Connection of GN 272 with GN 276) → Page 1016
- Sensor holders GN 272.4 → Page 1025

How to order

GN 272-40-OZ-BL

| | |
|----------|---------------|
| 1 | b |
| 2 | Type |
| 3 | Finish |

