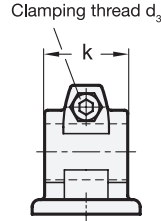
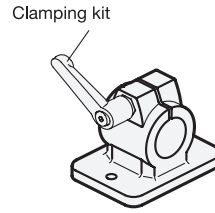


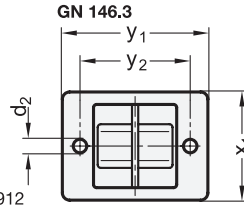
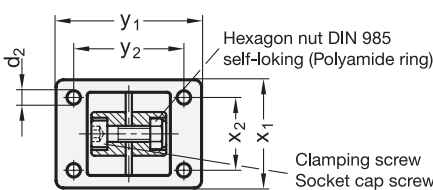

GN 146



Clamping thread  $d_3$



Clamping kit



GN 146.3



**3 Identification No.**

2 with Stainless Steel-Clamping screw DIN 912



$d_1$ Bore B GN 146	Bore B GN 146.3	k Clamping length	$d_2$	$d_3$ Clamping thread	$l_1$	$l_2$	m	t	$x_1$	$x_2$	$y_1$	$y_2$	Clamping kits $d_3$
B 20	B 20	40	6,5	M 8	62	40	30	7	52	35	70	53	GN 911-M 8-32
B 25	B 25	40	6,5	M 8	62	40	30	7	52	35	70	53	GN 911-M 8-32
B 30	B 30	40	6,5	M 8	62	40	30	7	52	35	70	53	GN 911-M 8-32
B 30	B 30	56	8,5	M 10	83	56	42	10	78	52	108	82	GN 911-M10-40
B 32	B 32	56	8,5	M 10	83	56	42	10	78	52	108	82	GN 911-M10-40
B 35	B 35	56	8,5	M 10	83	56	42	10	78	52	108	82	GN 911-M10-40
B 40	B 40	56	8,5	M 10	83	56	42	10	78	52	108	82	GN 911-M10-40
B 40	-	65	11	M 10	95	65	50	14	92	62	128	98	GN 911-M10-55
B 42	-	65	11	M 10	95	65	50	14	92	62	128	98	GN 911-M10-55
B 45	-	65	11	M 10	95	65	50	14	92	62	128	98	GN 911-M10-55
B 48	-	65	11	M 10	95	65	50	14	92	62	128	98	GN 911-M10-55
B 50	-	65	11	M 10	95	65	50	14	92	62	128	98	GN 911-M10-55
B 50	-	80	11	M 10	112	80	60	14	110	74	154	118	GN 911-M10-55
B 55	-	80	11	M 10	112	80	60	14	110	74	154	118	GN 911-M10-55
B 60	-	80	11	M 10	112	80	60	14	110	74	154	118	GN 911-M10-55

**Specification**

- Aluminum
  - plastic coated
  - black, RAL 9005, textured finish **● SW**
  - blank **○ BL**
  - matt shot-blasted
- Clamping bores mechanically machined
- Socket cap screws DIN 912  
Stainless Steel AISI 304
- Hexagon nuts DIN 985  
Stainless Steel AISI 304
- RoHS compliant

**Accessory**

- Clamping kits GN 911 → Page 1031



**Information**

The clamping bores of GN 146 flanged connector clamps are mechanically machined and designed for construction tubes GN 990 or DIN 2391, DIN 2395 and DIN 2462 respectively.

GN 146.3 flanged connector clamps are also suitable for mounting on profile systems.

The standard version of the clamping screw is a socket cap screw with hexagonal socket DIN 912. It can be replaced by a clamping kit GN 911 (article code see table of dimensions).

see also...

- Construction tubes GN 990 → Page 1027
- Flanged linear actuator connector GN 146.1 → Page 1048

How to order	1 $d_1$
	2 k
	3 Identification No.
	4 Finish

**GN 146-B30-56-2-BL**