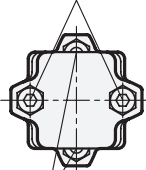
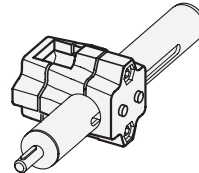
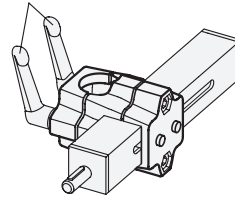


Clamping thread d_4




Clamping thread d_4

Clamping kit



3 Identification No.

2 with 4 Stainless Steel-Clamping screws DIN 912

1 d_1 Bore	1 s_1 Square	2 d_2 Bore	2 s_2 Square	d_3 Mounting screw on the follower	d_4 Clamping thread	k_1 Clamping length	k_2 Clamping length	l_1	l_2	l_3	m	Clamping kits for d_4 
B 30	V 30	B 30	V 30	M 4	M 8	50	50	79,5	68	68	33,5	GN 911-M 8-32
B 40	V 40	B 40	V 40	M 5	M 10	76	76	125	98	98	55	GN 911-M10-55
B 50	V 50	B 50	V 50	M 6	M 10	76	76	125	98	98	55	GN 911-M10-55

Specification

- Aluminium plastic coated black, RAL 9005, textured finish **SW**
- Clamping bores not machined
- Fastening elements / Transfer elements
 - Socket cap screws DIN 912
 - Hexagon nuts DIN 985
 - Centering bushings, follower Stainless Steel AISI 304
- Stainless Steel characteristics* → Page 1144
- RoHS compliant**

Accessory

- Clamping kits GN 911 → Page 1031

On request

- Linear actuator connectors with little play
- other bore and square combinations
- GN 134.2 linear actuator connectors for double systems

Information

GN 134.1 linear actuator connectors are normally supplied **mounted** only in connection with a square linear actuator and for function control.

The fixing bores for the follower are always located in the lid of the bore d_1 and/or the square s_1 . Centering bushings in the through-hole eliminate the axial clearance. The width of the s_1 square is dimensionally aligned with the play of the square linear actuators.

The square s_2 of the linear actuator connector is supplied not machined in the standard design.

The standard version of the clamping screws are socket cap screws with hexagonal socket DIN 912. They can be replaced by clamping kits GN 911 (article code see table of dimensions).

see also...

- Construction tubes GN 990 → Page 1027
- Linear actuators GN 291 → Page 1036
- Linear actuators GN 292 → Page 1038
- Linear actuators GN 293 → Page 1039
- Square linear actuators GN 291.1 → Page 1056

How to order

1	s_1 (d_1)
2	d_2 (s_2)
3	Identification No.
4	Finish

GN 134.1-V50-B50-2-SW