

- 1
- 2
- 3
- 4
- 5
- 6
- 7
- 8
- 9
- 10
- 11
- 12
- 13
- 14
- 15
- RH

COVERING

Mould-on polyurethan, hardness 95 Shore A.

LEVER BODY

Steel.

ROLLING ACTION

Hub with ball bearings. Ideal solution for heavy loads and continuous moving.

APPLICATIONS

Excellent rolling resistance and elasticity features, high wear and tearing resistance. For selection parameters see Technical data.

ENVIRONMENTAL CONDITIONS

Suitable for use in environments with the presence of atmospheric agents, alcohols and glycols, use in environments with the presence of organic and mineral acids, basic solutions and saturated vapour is not recommended.

ROLLING RESISTANCE - FORCE / LOAD APPLIED

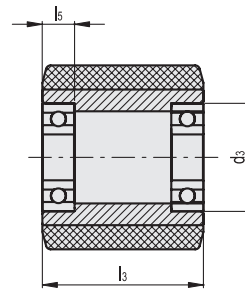
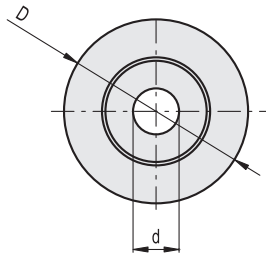
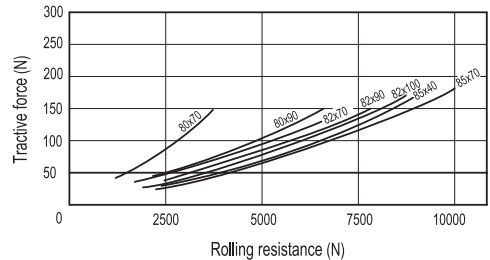
The diagram shows the force to be applied to a wheel to keep it moving at the constant speed of 4 km/h, according to the applied load. The intersection point with a 50N value is the maximum transportable load with a manually actuated 4-wheel trolley; in fact, 200N = 50N x 4 wheels is the maximum force that may be supported by the operator according to the regulations in force regarding work safety.

MECHANICAL MOVING WITH TOWING DEVICES

For mechanical towing, please see the technical specifications to determine the capacity variation.

TEMPERATURE

If operating temperatures in an application differ from the standard range of values, please see the technical specifications to determine the capacity variation.



Code	Description	D	d	d3	l3	l5	Static load# [N]	Rolling resistance# [N]	Dynamic carrying capacity# [N]	
452791	RE.G5-80x70-RSL	80	20	47	70	14	8000	2500	7000	1060
452792	RE.G5-80x90-RSL	80	20	47	90	14	10000	3350	9000	1350
452797	RE.G5-82x70-RSL	82	20	47	70	14	8000	2550	7000	1090
452798	RE.G5-82x90-RSL	82	20	47	90	14	10000	3400	9000	1330
452799	RE.G5-82x100-RSL	82	20	47	100	14	11000	3900	10000	1450
452793	RE.G5-85x40-RSL	85	20	47	40	14	4500	1500	4000	720
452794	RE.G5-85x70-RSL	85	20	47	70	14	8000	2650	7000	1120
452795	RE.G5-85x90-RSL	85	20	47	90	14	10000	3500	9000	1390
452796	RE.G5-85x100-RSL	85	20	47	100	14	11000	4000	10000	1520