

- 1
- 2
- 3
- 4
- 5
- 6
- 7
- 8
- 9
- 10
- 11
- 12
- 13
- 14
- 15
- RH

COVERING

Mould-on polyurethan, hardness 95 Shore A.

WHEEL CENTRE BODY

Cast iron.

ROLLING ACTION

Hub with ball bearings.
Ideal solution for heavy loads and continuous moving.

FIXED PLATE BRACKET

Yellow zinc-plated steel sheet (test in saline fog chamber above 72h).
The bracket is designed to withstand loads up to 7500N.
It ensures capacities that make it suitable for heavy industrial applications.

TURNING PLATE BRACKET

Yellow zinc-plated steel sheet (test in saline fog chamber above 72h).
The presence of two ball turns and the direct contact between the plate and the ball race ring with built-in pin ensure excellent manoeuvrability.
Does not require maintenance. The bracket is designed to withstand loads up to 7500N.
It ensures capacities that make it suitable for heavy industrial applications.
It consists of (see Fig.1):

1. fitting plate: yellow zinc-plated steel sheet;
2. fork: yellow zinc-plated steel sheet;
3. ball race ring: yellow zinc-plated steel sheet;
4. central pin: class 8.8 steel screw and steel nut;
5. rotation system: dual grease-lubricated ring of ball;
6. dust seal: RAL 7015 dark grey technopolymer.

BRAKE

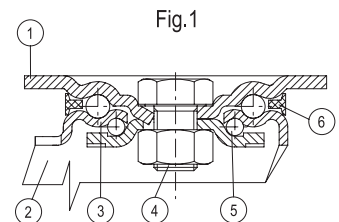
Front brake (RE.F4-100) or rear brake (RE.F4-125-150-200) dual-effect with simultaneous locking of wheel and bracket. The brake is simple and effective to use: it is actuated and released by a simple action from the top downward at the tip of two separate pedals, thus ensuring the utmost manoeuvring comfort. The braking efficacy may be adjusted with a socket head screw M8.

STANDARD EXECUTIONS

- PSL-H: fixed plate bracket, without brake.
- SSL-H: turning plate bracket, without brake.
- SSF-H: turning plate bracket, with brake.

APPLICATIONS

Suitable for heavy industrial applications. The mould-on polyurethane wheels ensure excellent rolling resistance and elasticity, high wear and tearing resistance. For further information see wheel technical data sheet RE.F4.



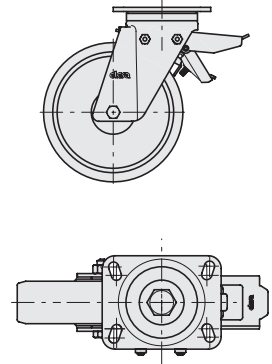
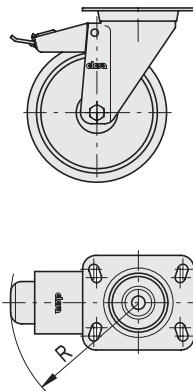
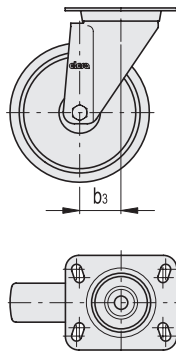
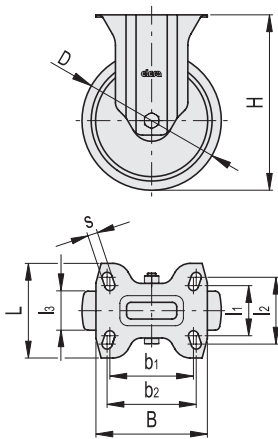


RE.F4-PSL-H

RE.F4-SSL-H

RE.F4-100-SSF-H

RE.F4-125-SSF-H
RE.F4-150-SSF-H
RE.F4-200-SSF-H



Code	Description	D	l1	l2	l3	H	B	L	s	b1	b2	b3	R	Rolling resistance# [N]	Dynamic carrying capacity# [N]	⚖
451461	RE.F4-100-PSL-H	100	45	60	38	138	100	85	9	75	80	46	123	2200	3500	1520
451462	RE.F4-125-PSL-H	125	73	87	50	170	140	110	11	105	-	70	126	2700	5500	2650
451463	RE.F4-150-PSL-H	150	73	87	50	200	140	110	11	105	-	70	126	2900	7000	3550
451464	RE.F4-200-PSL-H	200	73	87	50	250	140	110	11	105	-	70	126	3800	7500	5150
451421	RE.F4-100-SSL-H	100	45	60	38	138	100	85	9	75	80	46	123	2200	3500	1930
451422	RE.F4-125-SSL-H	125	73	87	50	170	140	110	11	105	-	70	126	2700	5500	3660
451423	RE.F4-150-SSL-H	150	73	87	50	200	140	110	11	105	-	70	126	2900	7000	4810
451424	RE.F4-200-SSL-H	200	73	87	50	250	140	110	11	105	-	70	126	3800	7500	6060
451441	RE.F4-100-SSF-H	100	45	60	38	138	100	85	9	75	80	46	123	2200	3500	2060
451442	RE.F4-125-SSF-H	125	73	87	50	170	140	110	11	105	-	70	126	2700	5500	4240
451443	RE.F4-150-SSF-H	150	73	87	50	200	140	110	11	105	-	70	126	2900	7000	5330
451444	RE.F4-200-SSF-H	200	73	87	50	250	140	110	11	105	-	70	126	3800	7500	6660

For rolling resistance and dynamic carrying capacity see Technical data.