

- 1
- 2
- 3
- 4
- 5
- 6
- 7
- 8
- 9
- 10
- 11
- 12
- 13
- 14
- 15
- RH

LEVER

Glass-fibre reinforced polyamide based (PA) technopolymer, grey-black colour, matte finish.

LOCK

- stator and rotor in Zamac;
- lock with stainless steel front plate, movement of the lever at 90°;
- locking nut in brass;
- spring washer in zinc-plated steel;
- zinc-plated steel positioning washer, thickness 1.2 mm to be welded to the sheet of the door in case of thin thickness;
- two keys in nickel-plated brass, removable in two positions (locked or unlocked position);

STANDARD EXECUTIONS

Lock with 400 different combinations. Each lock has a key with different combination.

- **ELCK-1-D**: with zinc-plated steel flat closing lever, opening on the right side.
- **ELCK-1-S**: with zinc-plated steel flat closing lever, opening on the left side.
- **ELCK-1-SS**: with zinc-plated steel flat closing lever (1), without lock. Therefore, the control lever can be used for opening both on the right or on the left side.
- **ELCK-2**: available in all the above mentioned executions but with folded closing lever.

ACCESSORIES ON REQUEST

Threaded extension for the positioning of the closing lever with l=10 mm (ELCK with flat lever) or l=18 mm (ELCK with folded lever).

SPECIAL EXECUTIONS ON REQUEST

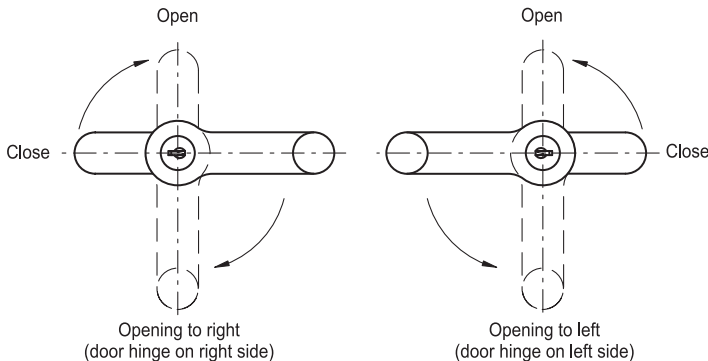
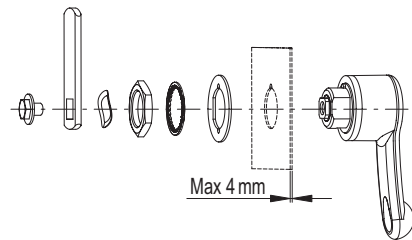
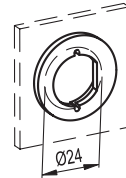
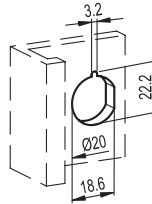
- ELCK-U: lock with one combination: all locks have the same combination and open with the same key.
 - ELCK-M: lock with 160 different combinations and master-key: each lock has a different combination and relative key. Two master-keys, which open all of them, are supplied for every purchase order.
- Even the special executions are available with opening on the right or on the left side, with flat or folded closing lever.

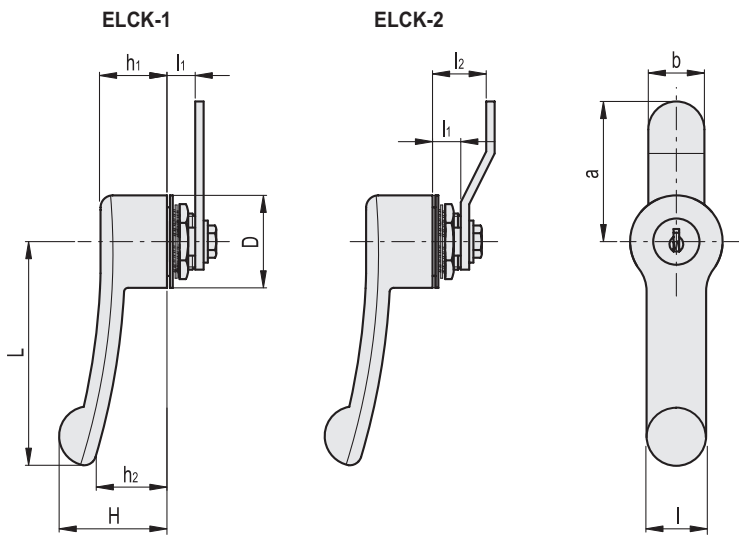


ERGOSTYLE® ELESA Original design

Drilling template for direct fitting

Positioning washer (included in the supply) to be welded to the metal sheet of the door for thin thickness





ELCK-1

Code	Description	D	H	L	l	l1	h1	h2	a	b	△
212311	ELCK.67-1-D	32	35	67	20	10	25	27	50	20	140
212313	ELCK.67-1-S	32	35	67	20	10	25	27	50	20	140
212315	ELCK.67-1-SS	32	35	67	20	10	25	27	50	20	140
212341	ELCK.85-1-D	37	41	85	23	10	25	27	50	20	150
212343	ELCK.85-1-S	37	41	85	23	10	25	27	50	20	150
212345	ELCK.85-1-SS	37	41	85	23	10	25	27	50	20	150

ELCK-2

Code	Description	D	H	L	l	l1	l2	h1	h2	a	b	△
212321	ELCK.67-2-D	32	35	67	20	10	18	25	24	48	20	140
212323	ELCK.67-2-S	32	35	67	20	10	18	25	27	48	20	140
212325	ELCK.67-2-SS	32	35	67	20	10	18	25	27	48	20	140
212351	ELCK.85-2-D	37	41	85	23	10	18	25	27	48	20	150
212353	ELCK.85-2-S	37	41	85	23	10	18	25	27	48	20	150
212355	ELCK.85-2-SS	37	41	85	23	10	18	25	27	48	20	150

