

VCK. Cam latches with knob

Steel or stainless steel cam



KNOB

Phenolic based (PF) Duroplast, black colour, glossy finish.

STANDARD EXECUTIONS

- **VCK** (for doors with thickness $S > 5$ mm):
 - plain stud in zinc-plated steel;
 - helical latch cam in sintered and vaporized steel with hole for pinning;
 - spring dowel pin $\varnothing 3 \times 20$ mm in black-oxide steel;
 - latch spring to compensate door thickness in zinc-plated steel;
 - opening to the right side (D) or left side (S).
 - **VCK+G** (for doors with thickness $S > 5$ mm): as per VCK but with the interposition of guide bush and nut (except type with $L = 24$ mm), in nickel-plated brass and flat spring washer in zinc-plated steel.
 - opening to the right side (D) or left side (S).
 - **VCK-SST** (for doors with thickness $S > 5$ mm):
 - plain stud in AISI 303 stainless steel;
 - helical latch cam in AISI 316 L sintered stainless steel with hole for pinning;
 - spring dowel pin $\varnothing 3 \times 20$ mm in AISI 303 stainless steel;
 - latch spring to compensate door thickness in AISI 302 stainless steel;
 - opening to the right side (D) or left side (S).
 - **VCK+G-SST** (for doors with thickness $S \leq 5$ mm): as per VCK-SST but with the interposition of guide bush, nut and DIN 6798 flat spring washer in AISI 303 stainless steel.
 - opening to the right side (D) or left side (S).
- The kit guide bush and nut is available as an accessory sold separately (see table with codes and descriptions).

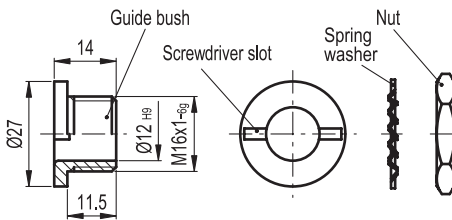
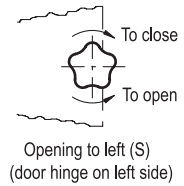
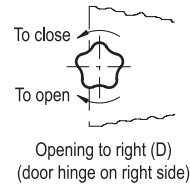


ELESA Original design

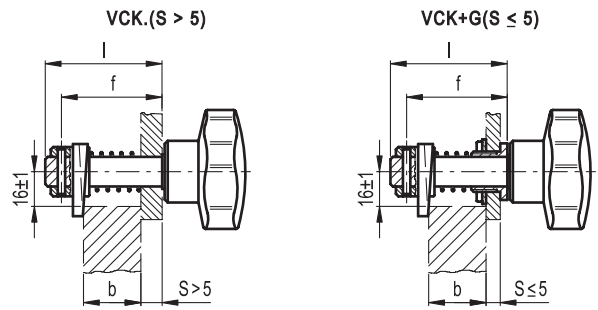
ASSEMBLY INSTRUCTIONS

1. Select the knob with stud length (l) according to the conditions reported in the here-under table.
2. Drill a cylindrical assembly hole in the door according to the conditions reported in the table.
3. Drill a hole in the stud for pinning at a distance "f" from the knob according to the conditions reported in the table.
4. Fit the stud in the hole on the door and assemble the other components.

VCK. latches are supplied not assembled.

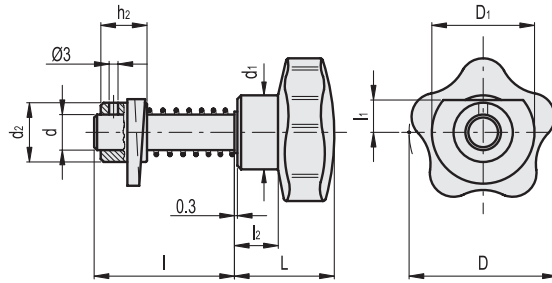


Code	Description	Kit guide, nut for
15201	GG-VCK	VCK.
15211	GG-VCK-SST	VCK-SST



Door thickness	Execution	l = length of the stud	Mounting hole	f = hole distance for pinning
$S > 5$	VCK.	$l \geq S + b + 15$	$\varnothing 12 H9$	$f = S + b + 8.5$
$S \leq 5$	VCK+G	$l \geq S + b + 15$	$\varnothing 16 H9$	$f = S + b + 11$

(S = thickness of the door, b = thickness of the ledge)



VCK.

Code	Description	D	D1	L	l	l1	l2	d	d1	d2	h2	△
68301	VCK.50-24-D	50	45	33	24	12	14	12	25	20	15	140
68302	VCK.50-24-S	50	45	33	24	12	14	12	25	20	15	140
68321	VCK.50-46-D	50	45	33	46	12	14	12	25	20	15	165
68322	VCK.50-46-S	50	45	33	46	12	14	12	25	20	15	165
68331	VCK.50-46+G-D	50	45	33	46	12	14	12	25	20	15	190
68332	VCK.50-46+G-S	50	45	33	46	12	14	12	25	20	15	190
68421	VCK.60-46-D	60	45	37	46	12	17	12	27	20	15	185
68422	VCK.60-46-S	60	45	37	46	12	17	12	27	20	15	185
68431	VCK.60-46+G-D	60	45	37	46	12	17	12	27	20	15	210
68432	VCK.60-46+G-S	60	45	37	46	12	17	12	27	20	15	210
68441	VCK.60-54-D	60	45	37	54	12	17	12	27	20	15	200
68442	VCK.60-54-S	60	45	37	54	12	17	12	27	20	15	200
68451	VCK.60-54+G-D	60	45	37	54	12	17	12	27	20	15	225
68452	VCK.60-54+G-S	60	45	37	54	12	17	12	27	20	15	225
68461	VCK.60-64-D	60	45	37	64	12	17	12	27	20	15	210
68462	VCK.60-64-S	60	45	37	64	12	17	12	27	20	15	210
68471	VCK.60-64+G-D	60	45	37	64	12	17	12	27	20	15	235
68472	VCK.60-64+G-S	60	45	37	64	12	17	12	27	20	15	235
68521	VCK.70-54-D	70	45	44	54	12	20	12	30	20	15	235
68522	VCK.70-54-S	70	45	44	54	12	20	12	30	20	15	235
68531	VCK.70-54+G-D	70	45	44	54	12	20	12	30	20	15	260
68532	VCK.70-54+G-S	70	45	44	54	12	20	12	30	20	15	260
68541	VCK.70-64-D	70	45	44	64	12	20	12	30	20	15	245
68542	VCK.70-64-S	70	45	44	64	12	20	12	30	20	15	245
68551	VCK.70-64+G-D	70	45	44	64	12	20	12	30	20	15	270
68552	VCK.70-64+G-S	70	45	44	64	12	20	12	30	20	15	270

VCK-SST

INOX STAINLESS STEEL

Code	Description	D	D1	L	l	l1	l2	d	d1	d2	h2	△
68325	VCK.50-46-D-SST	50	45	33	46	12	14	12	25	20	15	165
68326	VCK.50-46-S-SST	50	45	33	46	12	14	12	25	20	15	165
68335	VCK.50-46+G-D-SST	50	45	33	46	12	14	12	25	20	15	190
68336	VCK.50-46+G-S-SST	50	45	33	46	12	14	12	25	20	15	190
68425	VCK.60-46-D-SST	60	45	37	46	12	17	12	27	20	15	185
68426	VCK.60-46-S-SST	60	45	37	46	12	17	12	27	20	15	185
68435	VCK.60-46+G-D-SST	60	45	37	46	12	17	12	27	20	15	210
68436	VCK.60-46+G-S-SST	60	45	37	46	12	17	12	27	20	15	210
68465	VCK.60-64-D-SST	60	45	37	64	12	17	12	27	20	15	210
68466	VCK.60-64-S-SST	60	45	37	64	12	17	12	27	20	15	210
68475	VCK.60-64+G-D-SST	60	45	37	64	12	17	12	27	20	15	235
68476	VCK.60-64+G-S-SST	60	45	37	64	12	17	12	27	20	15	235

