

MATERIAL

High-resilience polyamide based (PA) technopolymer, black colour, matte finish.

ROTATING PIN

AISI 303 stainless steel.

STANDARD EXECUTIONS

Pass-through holes for cylindrical head screws.

ROTATION ANGLE (APPROXIMATE VALUE)

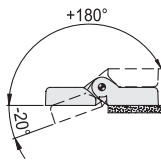
Max 200° (-20° and +180° being 0° the condition where the interconnected surfaces are on the same plane).

Do not exceed the rotation angle limit so as not to prejudice the hinge mechanical performance.

To choose the convenient type and the right number of hinges for your application, see the Guidelines (see page 952).

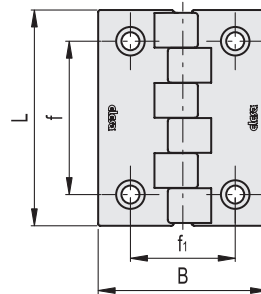
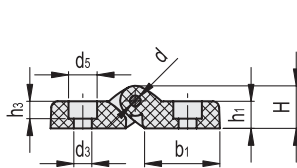


ELESA Original design



- 1
- 2
- 3
- 4
- 5
- 6
- 7
- 8
- 9
- 10
- 11
- 12
- 13
- 14
- 15
- RH

Resistance tests	AXIAL STRESS		RADIAL STRESS		90° ANGLED STRESS	
	Maximum working load Ea [N]	Load at breakage Ra [N]	Maximum working load Er [N]	Load at breakage Rr [N]	Maximum working load E90 [N]	Load at breakage R90 [N]
CFL.102 CH-6	4000	10000	4500	10000	2000	4000
CFL.102 CH-8	3500	9000	4500	10000	2000	4000



Code	Description	L	B	f±0.25	f1±0.25	H	h1	h3	b1	d	d3	d5	C# [Nm]	⚖️
425201	CFL.102 CH-6	102	80	72.5	49.5	20.5	13	6.5	35.5	5	6.5	10.5	5	110
425202	CFL.102 CH-8	102	80	72.5	49.5	20.5	13	8	35.5	5	8.5	13.5	5	106

Suggested tightening torque for assembly screws.