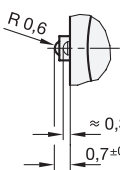
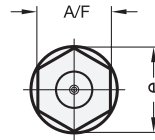
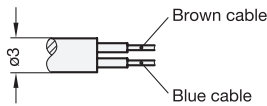


Toothed washer (zinc plated)



≈ 0,35 Switching stroke


0,7±0,2 Stroke of limit switch



Type S normally open (NO)



Type O normally closed (NC)



3 Type

- S** Normally open
- O** Normally closed

1 2

d	l ₁	e	k	l ₂ max.	l ₃	s
M 6	21	11,5	4	3	3,6	10
M 8	25	15	7	4	5	13
M 10	25	19,6	7	4	6	17

Specification

- Bolt Steel
 - Tensile strength class 5.8 (500 N/mm²)
 - Hexagon head hardened to HRC 45
 - nickel plated
- Hexagon nuts Steel nickel plated
- End limit switch
 - Voltage: 5 ... 24 V DC
 - Switching load recom.: 5 ... 10 mA
 - Switching load max.: 20 mA DC
 - Life expectancy: 3 mio. operations
 - Temperature range: -10 °C ... +80 °C
 - Load: ~1 N
- Supply cable PVC:
 - Ø 3 ; 2-phase, ~ 2 meters long
 - max. tensile load 30 N
 - grey for Type S (normally open)
 - black for Type O (normally closed)
- Protection class IP 40
- RoHS compliant

Information

Setting bolts GN 251.2 are supplied with a hardened round head which serves as a firm end stop.

In general these bolts are installed with a locknut.

When the workpiece contacts the bolt head an electrical signal is transmitted by means of the limit switch.

By means of the knurled nut, the limit switch can be installed resp. taken out without having the need to loosen the setting bolt.

Operating instructions showing more important technical information are included with every setting bolt.

see also...

- IP Protection classes → Page 1137

How to order

GN 251.2-M10-25-S

1	d
2	l₁
3	Type

2.1
2.2
2.3
2.4
2.5
2.6
2.7
2.8
2.9