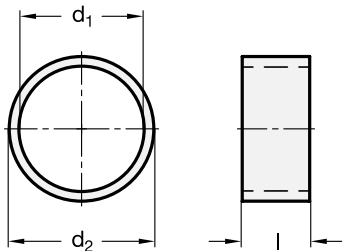
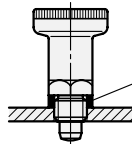


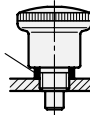
Application examples



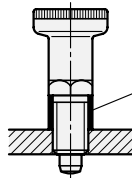
Indexing plunger
GN 607 / GN 607.1



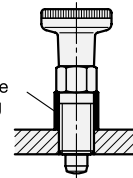
Indexing plunger
GN 822



Indexing plunger
GN 617 / GN 617.1
GN 817 / GN 817.2



Indexing plunger
GN 717



d ₁ H12		d ₂ -0,1	Length l ±0,1							for Indexing plungers / Mini indexing plungers with thread-Ø												
GN 609	GN 609.5		2	4	6	8	-	-	-	M	GN 414	GN 514	GN 607 GN 607.1	GN 612.8	GN 617 GN 617.1 GN 617.2	GN 717	GN 816 GN 816.1	GN 817 GN 817.2	GN 817.4	GN 822	GN 7336.8	
6	6	7	2	4	6	8	-	-	-	M 6	-	-	-	-	-	x	-	-	-	-	-	-
8	8	10	2	4	6	8	10	-	-	M 8	-	-	-	-	-	x	-	x	-	-	x	-
10	10	12	2	4	6	8	10	12	-	M 10	-	-	-	x	x	-	x	-	-	x	-	
12	-	13	2	4	6	8	10	-	-	M 12	-	x	-	-	-	-	-	-	-	-	-	
12	12	14	2	4	6	8	10	12	14	M 12	-	-	-	x	x	x	x	-	-	-	-	
12	12	17	2	4	5*	6	8	10	12	M 12	x	-	x	-	-	-	-	-	-	-	-	
16	16	17	2	4	6	8	10	12	-	M 16	-	x	-	-	-	x	-	x	x	-	-	
16	-	18	2	4	6	8	10	12	14	M 16	-	-	-	x	-	x	-	-	-	-	-	
16	16	19	2	4	6	8	10	12	-	M 16	x	-	x	x	-	-	-	-	-	-	x	
20	20	22	6	8	10	12	14	16	18	M 20	-	-	-	-	x	-	-	x	x	-	-	

* Only GN 609.5

Specification

- **GN 609**
Steel
blackened
- **GN 609.5**
Stainless Steel AISI 303
- ISO-Fundamental Tolerances → Page 1132
- Stainless Steel characteristics → Page 1144
- RoHS compliant

Information

Distance bushings GN 609 / GN 609.5 compensate for the body thread lengths on the indexing plungers to allow mounting through walls of varying thickness.

Steel-Distance bushing GN 609-12-14-8	1	d ₁
	2	d ₂
	3	Length l

Stainless Steel-Distance bushing GN 609.5-16-17-4	1	d ₁
	2	d ₂
	3	Length l