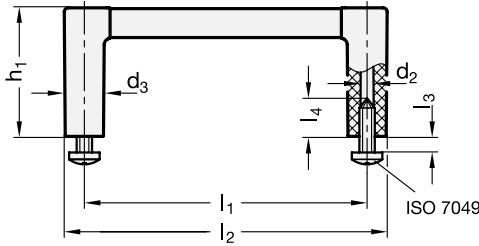
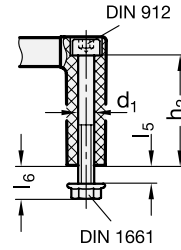


Type A

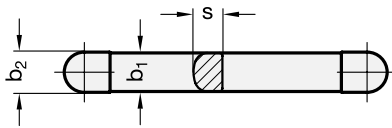


Type B



**3 Type**

- A** Mounting from the back (Self-tapping screws)
- B** Mounting from the operators side



1

2

b <sub>1</sub>	l <sub>1</sub> ±0,25	b <sub>2</sub>	d <sub>1</sub>	d <sub>2</sub>	d <sub>3</sub>	h <sub>1</sub>	h <sub>2</sub>	l <sub>2</sub>	l <sub>3</sub> max.	l <sub>4</sub> min.	l <sub>5</sub> max.	l <sub>6</sub>	s	HE
12	55	12,5	M 5	4,3	12,5	40	34,5	67,5	5	14	5	10,5	9	2
12	88	12,5	M 5	4,3	12,5	40	34,5	100,5	5	14	5	10,5	9	3
12	100	12,5	M 5	4,3	12,5	40	34,5	112,5	5	14	5	10,5	9	3
12	120	12,5	M 5	4,3	12,5	40	34,5	132,5	5	14	5	10,5	9	4
12	180	12,5	M 5	4,3	12,5	40	34,5	192,5	5	14	5	10,5	9	5
12	235	12,5	M 5	4,3	12,5	40	34,5	247,5	5	14	5	10,5	9	6

**Specification**

- Handle bar  
Aluminium
- Handle shanks  
Plastic (Polyamide PA)  
- glas fibre reinforced  
- temperature resistant up to 130 °C
- Handle bar anodized, natural colour **EL S**  
Handle shanks black, matt
- Handle bar anodized, black **ESS**  
Handle shanks black, matt
- Handle bar anodized, natural colour **EL G**  
Handle shanks light grey, matt
- Cylinder head screws DIN 912-M5-45  
Steel zinc plated, black
- Flange nuts DIN 1661-M5  
Steel zinc plated, blue passivated
- Self-tapping screws ISO 7049  
Steel zinc plated ST4,8-19
- RoHS compliant

4

**Information**

The dimensions of the „U“ handles GN 423 have been designed to match a 19" rack and enclosure layout.

The values of the height unit HE given in the table refer to the corresponding front panel heights of the housings.

Handle bar and handle shanks are interconnected via a plug-type connection, with the effect that special lengths are easily realised.

Thanks to the fixing screws included in the set, the „U“ handles are easily and economically mounted.

see also...

- Cabinet „U“ handles GN 425 → Main Catalogue Page 80
- Cabinet „U“ handles GN 425.6 → Main Catalogue Page 80
- Cabinet „U“ handles GN 427 → Main Catalogue Page 91
- Stainless Steel-Cabinet „U“ handles GN 427.5  
→ Main Catalogue Page 91

**How to order**

1 2 3 4  
**GN 423-12-120-A-ELS**

- 1 b<sub>1</sub>
- 2 l<sub>1</sub>
- 3 Type
- 4 Finish