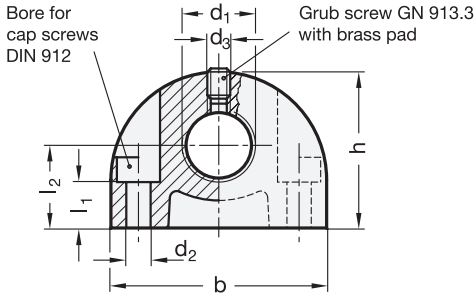
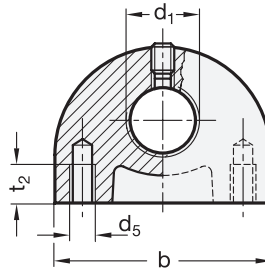


Identification no. 1



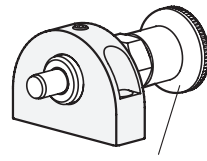
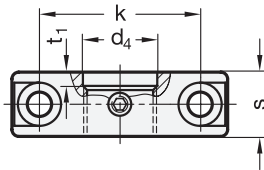
Identification no. 2



**3** Identification no.

- 1 Mounting from the front
- 2 Mounting from the back

Example of application



Indexing plunger

**1**

**2**

b	d <sub>1</sub>		d <sub>2</sub>	d <sub>3</sub>	d <sub>4</sub>	d <sub>5</sub>	h	k	l <sub>1</sub>	l <sub>2</sub>	s	t <sub>1</sub>	t <sub>2</sub> min.
35	M 8	M 8 x 1	4,3	M 4	8,2	M 5	26	25	6	14	12	2	10
35	M 10	M 10 x 1	4,3	M 4	10,2	M 5	26	25	6	14	12	2	10
35	M 12	M 12 x 1,5	4,3	M 4	12,2	M 5	26	25	6	14	12	3	12
47	M 16	M 16 x 1,5	5,3	M 5	16,2	M 6	34	35	10	18	14	3	12
47	-	M 20 x 1,5	5,3	M 5	20,2	M 6	34	35	10	18	14	3	12

**Specification**

- Zinc die casting
- plastic coated black, textured finish
- RoHS compliant

**Information**

Mounting blocks GN 412.1 are a reasonably priced fitting aid for indexing plungers, cam action indexing plungers and for setting bolts and buffers.

To position the indexing pin of an indexing plunger or cam action indexing plunger, they can also hold positioning bushings GN 412.2.

see also...

- Positioning bushings GN 412.2 → Page 454

How to order

**GN 412.1-35-M10-1**

<b>1</b>	l <sub>1</sub>
<b>2</b>	d <sub>1</sub>
<b>3</b>	Identification no.