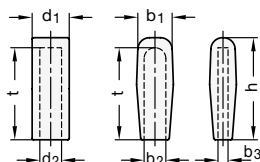


Accessory for knee lever modules

GN 910.2 and GN 910.3

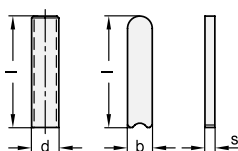


Handles

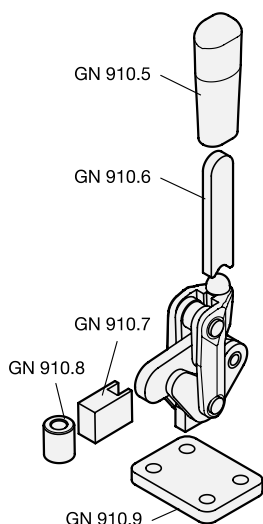


Module Size	b ₁	d ₁	b ₂	d ₂	b ₃	h	t	Code No.
220	22	-	13	-	5	60	55	GN 910.5-220
440	31	-	20	-	8	86	77	GN 910.5-440
850	-	30	-	22	-	119	112	GN 910.5-850
1540	-	34	-	25	-	119	112	GN 910.5-1540

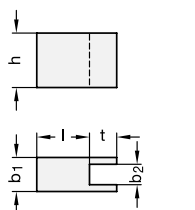
Lever arms



Module Size	b	d	Länge l	s	Code No.
220	13	-	60	5	GN 910.6-220
440	20	-	90	8	GN 910.6-440
850	-	22	122	-	GN 910.6-850
1540	-	25	138	-	GN 910.6-1540

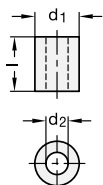


Clamping arm elongations



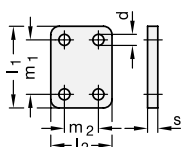
Module Size	b ₁	b ₂	h	Länge l	t	Code No.
220	10	6	16	15,5	6,5	GN 910.7-220
440	15	10	24	16	8	GN 910.7-440
850	20	12	30	22,1	15	GN 910.7-850
1540	25	16,2	35	23,5		GN 910.7-1540

Bushings



Module Size	d ₁	d ₂	Länge l	Code No.
220	13	6,5	16	GN 910.8-220
440	20	10,5	24	GN 910.8-440
850	24	12,5	30	GN 910.8-850
1540	32	16,5	35	GN 910.8-1540

Base plates



Module Size	d	l ₁	l ₂	m ₁	m ₂	s	Code No.
220	6,5	48	36	32	20	6	GN 910.9-220
440	8,5	65	54	45	30	8	GN 910.9-440
850	10,5	75	75	55	55	10	GN 910.9-850
1540	12,5	100	90	65	65	10	GN 910.9-1540