

3	Type
A	with knob, sleeve black, without lock nut
AK	with knob, sleeve black, with lock nut
AR	with knob, sleeve red, without lock nut
ARK	with knob, sleeve red, with lock nut
B	with key, sleeve black, without lock nut
BK	with key, sleeve black, with lock nut

1	2	d ₁	d ₂	d ₃	d ₄	d ₅	d ₆	l ₁ ≈	l ₂	l ₃	l ₄ ≈	l ₅	A/F	Spring load in N ≈	
		Plunger Bore												initial	end
		6	M 12 x 1,5	16	28	17	-	50	8	20	6	43	14	13	28
		8	M 16 x 1,5	18	28	17	20	52	10	22	6	48	16	14	38

Specification

- Threaded body
Steel zinc plated, blue passivated
- Plunger
Stainless Steel AISI 303
- Spring
Stainless Steel AISI 301
- Knob
Plastic (Polyamide PA)
- black, matt
- not removable
- Sleeve
Plastic (Polyamide PA)
- black, matt or red
- not removable
- *Stainless Steel characteristics* → Page 1144
- *Plastic characteristics* → Page 1141
- **RoHS compliant**

Accessory

- Keys GN 816-10
(Locking plungers Ø 6 and Ø 8 have the same keys)

Information

If not operated, the plunger of the locking plungers GN 816 protrudes. To retract, move against the spring force and hold in the end position by turning by 90°.

The shape of the cam curve secures the plunger against accidental operation.

When operating the button (Type AR / ARK), the visible **red** covering sleeve indicates the locking status: Indexing pin does **not** protrude.

For the execution with operation with key (Type B / BK) a key is required to move the plunger. In this execution, a cover sleeve provides additional security and safety from unauthorized removal of the locking plunger. The cover sleeve also provides additional protection against malfunction caused by dirt.

see also...

- *Range of indexing plungers* → Page 402
- *Distance bushings GN 609 (to limit the thread length)* → Page 450
- *Mounting blocks GN 412.1* → Page 452
- *Positioning bushings GN 412.2* → Page 454
- *Flat hexagonal nuts GN 909 / GN 909.5* → Page 451

Locking plungers	1	d ₁
GN816-8-M16x1,5-A	2	d ₂
	3	Type



2.1

2.2

2.3

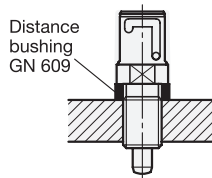
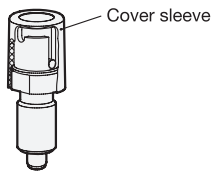
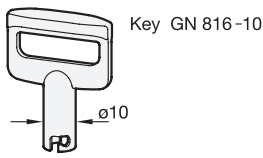
2.4

2.5

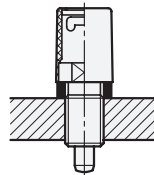
Version with key (Type B / Type BK)

2.6

Assembly instruction



Screw in threaded socket



Clip in cover sleeve

2.7

2.8

2.9

