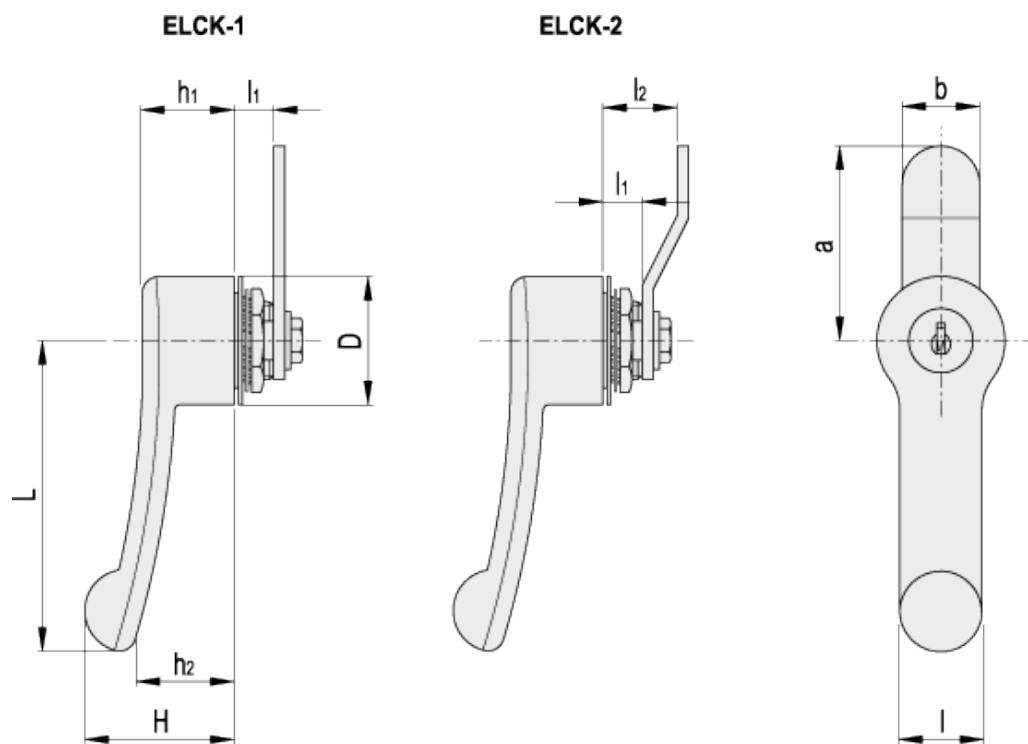


ELCK

Latch-type levers with lock



ELESA Original design



technical informations

Lever

Glass-fibre reinforced polyamide based (PA) technopolymer. Resistant to solvents, oils, greases and other chemical agents.

Colour

Grey-black, matte finish.

Lock

- Die-cast zinc alloy stator and rotor;
- lock with stainless steel front plate, movement of the lever at 90°;
- brass locking nut;
- zinc-plated steel spring washer;
- zinc-plated steel positioning washer, thickness 1.2 mm to be welded to the sheet of the door in case of thin thickness;
- two nickel-plated brass keys, removable in two positions (locked or unlocked position).

Standard executions

Lock with 400 different combinations. Each lock has a key with different combination.

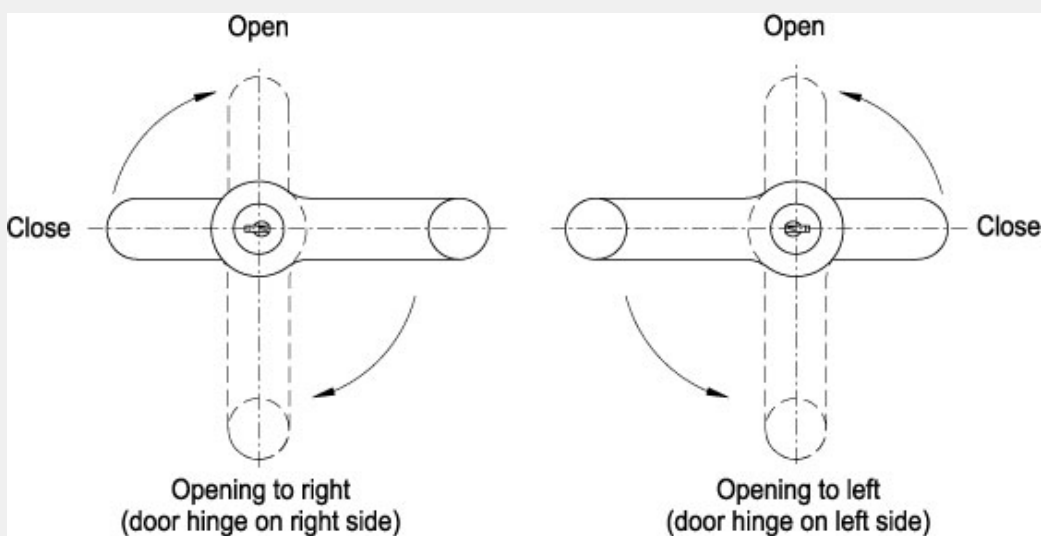
- ELCK-1-D: with zinc-plated steel flat closing lever, opening on the right side.
 - ELCK-1-S: with zinc-plated steel flat closing lever, opening on the left side.
 - ELCK-1-SS: with zinc-plated steel flat closing lever (1), without lock.
- Therefore, the control lever can be used for opening both on the right or on the left side.
- ELCK-2: available in all the above mentioned executions but with folded closing lever.

Special executions on request

- ELCK-U: lock with one combination: all locks have the same combination and open with the same key.
 - ELCK-M: lock with 160 different combinations and master-key: each lock has a different combination and relative key. Two master-keys, which open all of them, are supplied for every purchase order.
- Even the special executions are available with opening on the right or on the left side, with flat or folded closing lever.

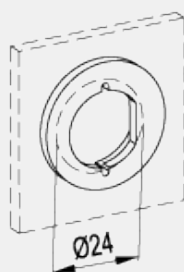
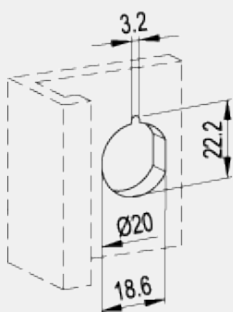
Accessories on request

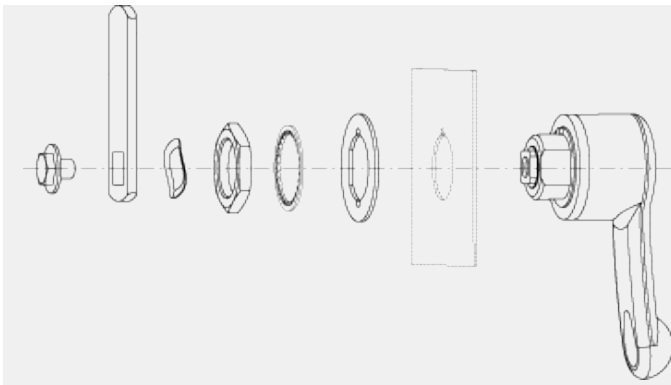
Threaded extension for the positioning of the closing lever with $l=10$ mm (ELCK with flat lever) or $l=18$ mm (ELCK with folded lever).



Drilling template for direct fitting

Positioning washer (standard accessory) to be welded to door (when this is too thin for direct fitting)
 $\varnothing 24$ mm hole





Ergostyle		Main dimensions										Weight
Code	Description	L	D	H	I	h ₁	h ₂	l ₁	a	b	g	
212311	ELCK.67-1-D	67	32	38	20	25	27	10	50	20	140	
212313	ELCK.67-1-S	67	32	38	20	25	27	10	50	20	140	
212315	ELCK.67-1-SS	67	32	38	20	25	27	10	50	20	140	
212341	ELCK.85-1-D	85	37	41	23	25	27	10	50	20	150	
212343	ELCK.85-1-S	85	37	41	23	25	27	10	50	20	150	
212345	ELCK.85-1-SS	85	37	41	23	25	27	10	50	20	150	

Ergostyle		Main dimensions										Weight
Code	Description	L	D	H	I	h ₁	h ₂	l ₁	l ₂	a	b	g
212321	ELCK.67-2-D	67	32	38	20	25	24	10	18	48	20	140
212323	ELCK.67-2-S	67	32	38	20	25	27	10	18	48	20	140
212325	ELCK.67-2-SS	67	32	38	20	25	27	10	18	48	20	140
212351	ELCK.85-2-D	85	37	41	23	25	27	10	18	48	20	150
212353	ELCK.85-2-S	85	37	41	23	25	27	10	18	48	20	150
212355	ELCK.85-2-SS	85	37	41	23	25	27	10	18	48	20	150



ELESA and GANTER models all rights reserved in accordance with the law. Always mention the source when reproducing our drawings.

STANDARD MACHINE ELEMENTS WORLDWIDE