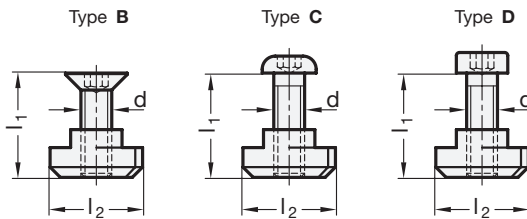


**4 Type**

- A** with cylinder head screw DIN 912
- B** with countersunk screw DIN 7991
- C** with lens screw ISO 7380
- D** with cylinder head screw DIN 7984



b	n	d	I <sub>1</sub>				k ≈ Clamping length	I <sub>2</sub> ±0,5	s ≈	t ≈
			Type A	Type B	Type C	Type D				
30	8	M 4	10	-	-	-	... 6	16	2,2	9
30	8	M 4	12	-	-	-	2 ... 8	16	2,2	9
30	8	M 4	16	-	-	-	6 ... 12	16	2,2	9
30	8	M 5	10	10	-	-	... 5	16	2,2	9
30	8	M 5	12	-	-	-	2 ... 7	16	2,2	9
30	8	M 5	14	-	-	-	4 ... 9	16	2,2	9
30	8	M 5	18	-	-	-	8 ... 13	16	2,2	9
30	8	M 5	20	-	-	-	10 ... 15	16	2,2	9
30	8	M 5	22	-	-	-	12 ... 17	16	2,2	9
30	8	M 6	10	-	-	10	... 4	16	2,2	9
30	8	M 6	12	12	-	-	2 ... 6	16	2,2	9
30	8	M 6	14	14	14	-	4 ... 8	16	2,2	9
30	8	M 6	16	16	-	-	6 ... 10	16	2,2	9
30	8	M 6	-	18	-	-	8 ... 12	16	2,2	9
30	8	M 6	20	-	-	-	10 ... 14	16	2,2	9
30	8	M 6	25	-	-	-	15 ... 19	16	2,2	9
40 / 45	10	M 4	14	-	-	-	... 8	19	6	12,5
40 / 45	10	M 5	12	-	-	-	... 5	19	6	12,5
40 / 45	10	M 5	14	14	-	-	... 7	19	6	12,5
40 / 45	10	M 5	16	-	-	-	3 ... 9	19	6	12,5
40 / 45	10	M 5	18	-	-	-	5 ... 11	19	6	12,5
40 / 45	10	M 5	20	-	-	-	7 ... 13	19	6	12,5
40 / 45	10	M 5	25	-	-	-	12 ... 18	19	6	12,5
40 / 45	10	M 6	14	14	-	14	... 6	19	6	12,5
40 / 45	10	M 6	16	16	-	-	3 ... 8	19	6	12,5
40 / 45	10	M 6	18	18	18	-	5 ... 10	19	6	12,5
40 / 45	10	M 6	20	20	20	-	7 ... 12	19	6	12,5
40 / 45	10	M 6	22	22	22	-	9 ... 14	19	6	12,5
40 / 45	10	M 6	28	-	-	-	15 ... 20	19	6	12,5
40 / 45	10	M 8	14	-	-	-	... 5	19	6	12,5
40 / 45	10	M 8	16	16	16	-	3 ... 7	19	6	12,5
40 / 45	10	M 8	18	-	18	-	5 ... 9	19	6	12,5
40 / 45	10	M 8	20	-	-	-	7 ... 11	19	6	12,5
40 / 45	10	M 8	28	-	-	-	15 ... 19	19	6	12,5

### Specification

- T-Nut GN 505  
with increased torque (Type MB)  
Steel  
zinc plated , blue passivated
- Cylinder head screws DIN 912  
Counter sunk screws DIN 7991  
Lens head screws ISO 7380  
Cylinder head screws DIN 7984  
zinc plated, blue passivated
- RoHS compliant

### Information

Assembly sets GN 968 allow different standard element to be attached to the most common profile systems.





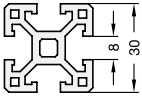
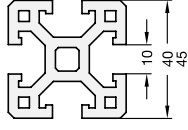
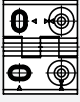

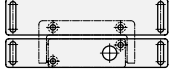

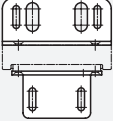





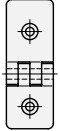

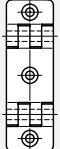

GN standards with assembly sets for profile systems see ...

see also...





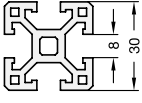
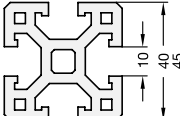











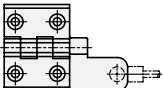


- T-Nuts GN 505 → Main catalogue Page 567

How to order	1	n
	2	d
	3	I <sub>1</sub>
	4	Type





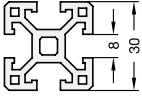
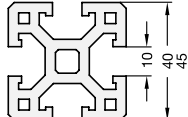




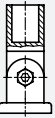
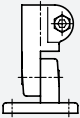
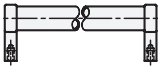

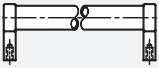




**GN968-8-M5-18-A**

<b>Assembly sets GN 968 for different GN standards</b> in ascending order of the standard numbers					
Type A	Type B	Type C	Type D		
					
Hinges GN 127					
		GN 127-...-B	-	GN 968-10-M6-20-B <sup>1)</sup>	
Mounting plate GN 139.3					
		GN 139.3-170	GN 968-8-M6-10-A	GN 968-10-M6-14-A	
Mounting plate GN 139.4					
		GN 139.4-101	GN 968-8-M6-10-A	GN 968-10-M6-14-A	
Flanged connector clamps GN 145					
		GN 145-...	-	GN 968-10-M5-18-A	
Hinges GN 151.4					
		GN 151.4-...-B	-	GN 968-10-M6-18-A <sup>1)</sup>	
Hinges GN 159					
		GN 159-54-17,5-17,5 GN 159-74-22,5-22,5 GN 159-84-25-25	GN 968-8-M6-16-B - -	- GN 968-10-M6-18-B <sup>1)</sup> GN 968-10-M6-18-B <sup>2)</sup>	
Hinges GN 159.1					
		GN 159.1-89-35-35 GN 159.1-119-45-45 GN 159.1-134-50-50	GN 968-8-M6-16-B - -	- GN 968-10-M6-18-B <sup>1)</sup> GN 968-10-M6-18-B <sup>2)</sup>	





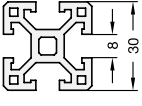
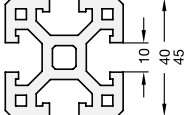
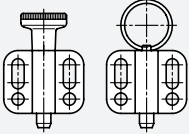


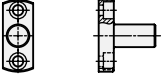

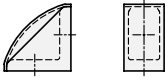
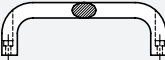
<sup>1)</sup> only for profile 40 x 40    <sup>2)</sup> only for profile 45 x 45





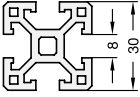
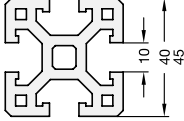
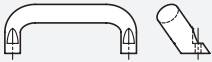
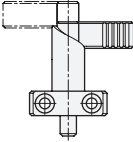
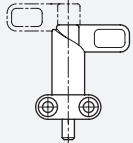

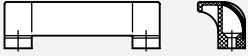
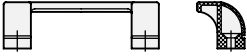
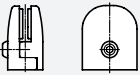
<b>Assembly sets GN 968 for different GN standards</b> in ascending order of the standard numbers					
Type A	Type B	Type C	Type D		
					
Hinges GN 161					
		GN 161-57 / 68 / 80		<b>GN 968-8-M6-14-B</b>	<b>GN 968-10-M6-18-B</b>
Base plate connector clamps GN 162.3					
		GN 162.3-...		<b>GN 968-8-M5-14-A</b>	<b>GN 968-10-M5-18-A</b>
Tube supports GN 231					
		GN 231-B20 / B25 / B30 GN 231-V20 / V25 / V30		-	<b>GN 968-10-M8-14-A</b> <b>GN 968-10-M8-14-A</b>
Hinges GN 236					
		GN 236-75-60		-	<b>GN 968-10-M6-20-B <sup>1)</sup></b>
Hinge GN 239.3					
		GN 239.3-70-60-SH		-	<b>GN 968-10-M6-18-B <sup>1)</sup></b>
Hinges with switch GN 239.4					
		GN 239.4-...		-	<b>GN 968-10-M6-18-B <sup>1)</sup></b>
Hinges with safety switch GN 239.6					
		GN 239.6-60-110-...		-	<b>GN 968-10-M6-18-B <sup>1)</sup></b>





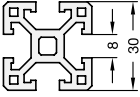
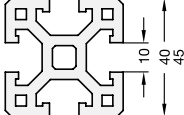
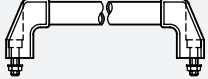
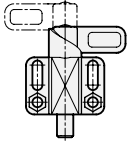
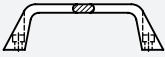
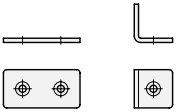
<sup>1)</sup> only for profile 40 x 40

<b>Assembly sets GN 968 for different GN standards</b> in ascending order of the standard numbers					
Type A	Type B	Type C	Type D		
					
Hinges GN 239.7					
		GN 239.7-60-70 GN 239.7-60-110		-	<b>GN 968-10-M6-18-B <sup>1)</sup></b>
Swivel clamp connector bases GN 271					
		GN 271-25-...		-	<b>GN 968-10-M5-18-A</b>
Swivel clamp connector bases GN 271					
		GN 281-40 / 65		-	<b>GN 968-10-M5-18-A</b>
Tubular handles GN 333					
		GN 333-28-...-B-...		<b>GN 968-8-M6-25-A</b>	<b>GN 968-10-M6-28-A</b>
Tubular handles GN 333.1					
		GN 333.1-28-...-B-...		<b>GN 968-8-M6-14-C</b>	<b>GN 968-10-M6-18-C</b>
Oval tubular handles GN 334.1					
		GN 334.1-36-...		-	<b>GN 968-10-M8-16-C</b>
Mounting blocks GN 412.1					
	GN 412.1-47-...			<b>GN 968-8-M5-18-A</b>	-

<sup>1)</sup> only for profile 40 x 40

<b>Assembly sets GN 968 for different GN standards</b> in ascending order of the standard numbers						
Type A	Type B	Type C	Type D			
						
Indexing plungers GN 417 				GN 417-5-A / -B GN 417-6-A / -B / -C GN 417-8-A / -B	GN 968-8-M4-12-A GN 968-8-M5-14-A GN 968-8-M5-14-A	- GN 968-10-M5-16-A GN 968-10-M5-16-A
Foot clamp mountings GN 473 				GN 473-B8-... GN 473-B10 / B12-... GN 473-B15 / B16-... GN 473-B20-...	GN 968-8-M4-10-A - - -	GN 968-10-M4-14-A GN 968-10-M5-14-A GN 968-10-M6-14-A GN 968-10-M6-18-A
Clamp mountings GN 477 				GN 477-B8-... GN 477-B10 / B12-... GN 477-B15 / B16 / B20-...	GN 968-8-M4-16-A GN 968-8-M5-18-A GN 968-8-M6-20-A	- GN 968-10-M5-20-A GN 968-10-M6-22-A
Flanged bolts GN 480 				GN 480-8-... GN 480-10 / 12-... GN 480-15 / 16 / 20-...	GN 968-8-M4-10-A GN 968-8-M5-10-A GN 968-8-M6-12-A	- GN 968-10-M5-12-A GN 968-10-M6-14-A
Cabinet „U“ handles GN 528 				GN 528-...-94-6,5-... GN 528-...-117-6,5-... GN 528-...-117-8,5-... GN 528-...-122-8,5-... GN 528-...-132-8,5-... GN 528-...-140-8,5-... GN 528-...-160-8,5-... GN 528-...-179-8,5-... GN 528-...-235-8,5-...	GN 968-8-M6-14-A GN 968-8-M6-16-A - - - - - - - -	GN 968-10-M6-16-A GN 968-10-M6-20-A GN 968-10-M8-16-A GN 968-10-M8-16-A GN 968-10-M8-18-A GN 968-10-M8-18-A GN 968-10-M8-20-A GN 968-10-M8-20-A GN 968-10-M8-20-A
Fixing angle pieces GN 561 				GN 561-19-...-A / -B / -C GN 561-25-...-A / -B / -C GN 561-43-...-A	GN 968-8-M6-14-C GN 968-8-M6-14-C -	- - GN 968-10-M8-18-C
Cabinet „U“ handles GN 565.1 				GN 565.1-20-... GN 565.1-26-...	GN 968-8-M5-20-A -	- GN 968-10-M6-22-A

<b>Assembly sets GN 968 for different GN standards</b> in ascending order of the standard numbers					
Type A	Type B	Type C	Type D		
					
Cabinet „U“ handles GN 565.2  		GN 565.2-26-128-B-... GN 565.2-26-160-B-...	- -	<b>GN 968-10-M6-22-C</b> <b>GN 968-10-M6-22-C</b>	
Cam action indexing plungers GN 612.2  		GN 612.2-...-16-... GN 612.2-...-20-...	<b>GN 968-8-M5-18-A</b> <b>GN 968-8-M5-22-A</b>	- <b>GN 968-10-M5-25-A</b>	
Cam action indexing plungers GN 612.2  		GN 612.9-...-16-... GN 612.9-...-20-...	<b>GN 968-8-M5-18-A</b> <b>GN 968-8-M5-22-A</b>	- <b>GN 968-10-M5-25-A</b>	
Cabinet „U“ handles GN 628  		GN 628-117-6,5-B-... GN 628-117-8,5-B-... GN 628-150-8,5-B-... GN 628-179-8,5-B-...	<b>GN 968-8-M6-14-A</b> - - -	- <b>GN 968-10-M8-28-A</b> <b>GN 968-10-M8-28-A</b> <b>GN 968-10-M8-28-A</b>	
Ledge handles GN 630  		GN 630-114-B-...	<b>GN 968-8-M6-18-B</b>	<b>GN 968-10-M6-22-B</b>	
Cabinet „U“ handles GN 630.1  		GN 630.1-114-B-...	<b>GN 968-8-M6-18-B</b>	<b>GN 968-10-M6-22-B</b>	
Panel support clamp GN 649  		GN 649-35-E	<b>GN 968-8-M6-10-D</b>	<b>GN 968-10-M6-14-D</b>	

<b>Assembly sets GN 968 for different GN standards</b> in ascending order of the standard numbers						
Type A	Type B	Type C	Type D			
						
Cabinet „U“ handles GN 667 				GN 667-20-...	-	<b>GN 968-10-M8-20-A</b>
Cam action indexing plungers GN 722.3 				GN 722.3-8-... GN 722.3-10-... GN 722.3-12-... GN 722.3-14-...	- - - -	<b>GN 968-10-M6-18-A</b> <b>GN 968-10-M6-18-A</b> <b>GN 968-10-M6-18-A</b> <b>GN 968-10-M6-18-A</b>
Cabinet „U“ handles GN 728 				GN 728-120-B-... GN 728-180-B-...	<b>GN 968-8-M6-14-A</b> -	- <b>GN 968-10-M8-18-A</b>
Angle pieces / Shackles GN 967 				GN 967-...-20-...-1-... GN 967-...-20-...-2-... GN 967-...-30-...-1-... GN 967-...-30-...-2-... GN 967-...-40-...-1-... GN 967-...-40-...-2-... GN 967-...-45-...-1-... GN 967-...-45-...-2-...	<b>GN 968-8-M5-10-A</b> <b>GN 968-8-M5-10-B</b> <b>GN 968-8-M6-12-A</b> <b>GN 968-8-M6-12-B</b> - - - -	<b>GN 968-10-M5-14-A</b> <b>GN 968-10-M5-14-B</b> <b>GN 968-10-M6-14-A</b> <b>GN 968-10-M6-14-B</b> <b>GN 968-10-M8-16-A</b> <b>GN 968-10-M8-16-B</b> <b>GN 968-10-M8-16-A</b> <b>GN 968-10-M8-16-B</b>