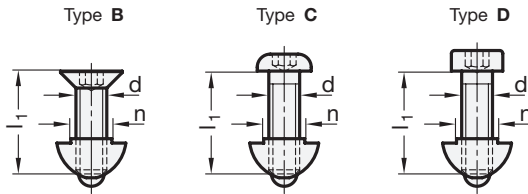


**4 Type**

- A** with cylinder head screw DIN 912
- B** with countersunk screw DIN 7991
- C** with lens screw ISO 7380
- D** with cylinder head screw DIN 7984



b	n	d	I <sub>1</sub>				k ≈ Clamping length	I <sub>2</sub>	I <sub>3</sub>	s ≈	t ≈
			Type A	Type B	Type C	Type D					
30	6	M 4	10	-	-	-	... 4	5	12	2,9	9,8
30	6	M 4	12	12	-	-	1 ... 6	5	12	2,9	9,8
30	6	M 4	14	-	-	-	3 ... 8	5	12	2,9	9,8
30	6	M 4	16	-	-	-	5 ... 10	5	12	2,9	9,8
30	6	M 5	10	10	-	-	... 3	5	12	2,9	9,8
30	6	M 5	12	12	-	-	1 ... 5	5	12	2,9	9,8
30	6	M 5	14	-	-	-	3 ... 7	5	12	2,9	9,8
30	6	M 5	16	-	-	-	5 ... 9	5	12	2,9	9,8
30	6	M 5	18	-	-	-	7 ... 11	5	12	2,9	9,8
30	6	M 5	22	-	-	-	11 ... 15	5	12	2,9	9,8
30	6	M 6	-	-	-	10	... 3	5	12	2,9	9,8
30	6	M 6	12	12	-	-	1 ... 4	5	12	2,9	9,8
30	6	M 6	14	-	14	-	3 ... 6	5	12	2,9	9,8
30	6	M 6	16	16	-	-	5 ... 8	5	12	2,9	9,8
30	6	M 6	-	18	-	-	7 ... 10	5	12	2,9	9,8
30	6	M 6	20	-	-	-	9 ... 12	5	12	2,9	9,8
30	6	M 6	25	-	-	-	14 ... 17	5	12	2,9	9,8
40	8	M 4	12	-	-	-	... 5	7	15	4,6	12,4
40	8	M 4	14	-	-	-	1 ... 7	7	15	4,6	12,4
40	8	M 4	20	-	-	-	7 ... 13	7	15	4,6	12,4
40	8	M 5	12	-	-	-	... 4	7	15	4,6	12,4
40	8	M 5	14	14	-	-	1 ... 6	7	15	4,6	12,4
40	8	M 5	16	-	-	-	3 ... 8	7	15	4,6	12,4
40	8	M 5	18	-	-	-	5 ... 10	7	15	4,6	12,4
40	8	M 5	20	-	-	-	7 ... 12	7	15	4,6	12,4
40	8	M 5	22	-	-	-	9 ... 14	7	15	4,6	12,4
40	8	M 5	25	-	-	-	12 ... 17	7	15	4,6	12,4
40	8	M 6	14	14	-	14	1 ... 5	7	15	4,6	12,4
40	8	M 6	16	16	16	-	3 ... 7	7	15	4,6	12,4
40	8	M 6	18	18	-	-	5 ... 9	7	15	4,6	12,4
40	8	M 6	20	20	-	-	7 ... 11	7	15	4,6	12,4
40	8	M 6	22	-	22	-	9 ... 13	7	15	4,6	12,4
40	8	M 6	28	-	-	-	15 ... 19	7	15	4,6	12,4
40	8	M 8	14	-	-	-	1 ... 4	7	15	4,6	12,4
40	8	M 8	16	16	16	-	3 ... 6	7	15	4,6	12,4
40	8	M 8	18	-	18	-	5 ... 8	7	15	4,6	12,4
40	8	M 8	20	-	-	-	7 ... 10	7	15	4,6	12,4
40	8	M 8	28	-	-	-	15 ... 18	7	15	4,6	12,4

### Specification

- T-Nuts GN 506  
Steel
  - zinc plated, blue passivated
  - Ball / Spring  
Stainless Steel
- Cylinder head screws DIN 912  
Counter sunk screws DIN 7991  
Lens head screws ISO 7380  
Cylinder head screws DIN 7984  
zinc plated, blue passivated
- RoHS compliant

### Information

Assembly sets GN 965 allow different standard element to be attached to the most common profile systems.





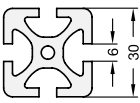
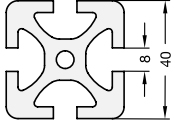




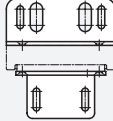







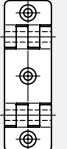

GN standards with assembly sets for profile systems see ...





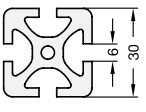
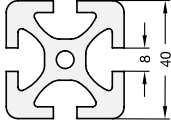
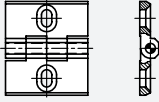

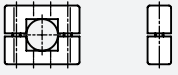
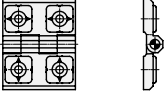
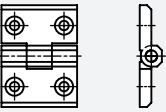
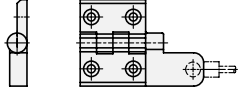
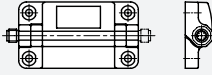
see also...

- T-Nuts GN 506 → Main catalogue Page 570





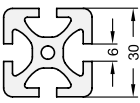
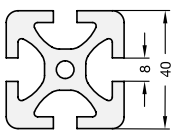

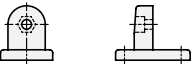
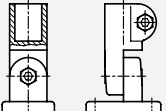
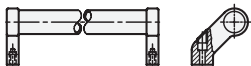
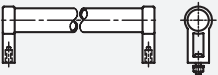
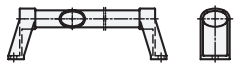

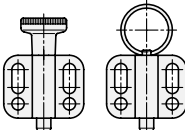
How to order	1	n
	2	d
	3	I <sub>1</sub>
	4	Type

**GN965-8-M6-18-B**

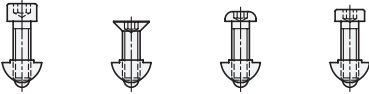
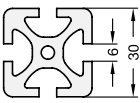
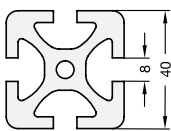


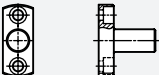
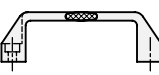

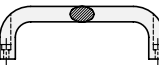

<b>Assembly sets GN 965 for different GN standards</b> in ascending order of the standard numbers					
Type A	Type B	Type C	Type D		
					
Hinges GN 127					
		GN 127-...-B		-	<b>GN 965-8-M6-20-B</b>
Mounting plate GN 139.3					
		GN 139.3-170		<b>GN 965-6-M6-12-A</b>	<b>GN 965-8-M6-14-A</b>
Mounting plate GN 139.4					
		GN 139.4-101		<b>GN 965-6-M6-12-A</b>	<b>GN 965-8-M6-14-A</b>
Flanged connector clamps GN 145					
		GN 145-...		-	<b>GN 965-8-M5-16-A</b>
Hinges GN 151.4					
		GN 151.4-...		-	<b>GN 965-8-M6-18-A</b>
Hinges GN 159					
		GN 159-54-17,5-17,5 GN 159-74-22,5-22,5		<b>GN 965-6-M6-16-B</b> -	- <b>GN 965-8-M6-18-B</b>
Hinges GN 159.1					
		GN 159.1-89-35-35 GN 159.1-119-45-45		<b>GN 965-6-M6-16-B</b> -	- <b>GN 965-8-M6-18-B</b>





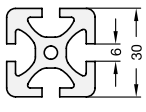
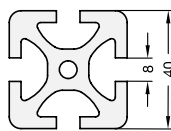
<b>Assembly sets GN 965 for different GN standards</b> in ascending order of the standard numbers						
Type A	Type B	Type C	Type D			
						
<b>Hinges GN 161</b> 				GN 161-57 / 68 / 80	-	<b>GN 965-8-M6-16-B</b>
<b>Base plate connector clamps GN 162.3</b> 				GN 162.3-...	<b>GN 965-6-M5-16-A</b>	<b>GN 965-8-M5-18-A</b>
<b>Tube supports GN 231</b> 				GN 231-B20 / B25 / B30 GN 231-V20 / V25 / V30	- -	<b>GN 965-8-M8-14-A</b> <b>GN 965-8-M8-14-A</b>
<b>Hinge GN 236</b> 				GN 236-75-60	-	<b>GN 965-8-M6-20-B</b>
<b>Hinge GN 239.3</b> 				GN 239.3-70-60-SH	-	<b>GN 965-8-M6-18-B</b>
<b>Hinges with switch GN 239.4</b> 				GN 239.4-...	-	<b>GN 965-8-M6-18-B</b>
<b>Hinges with safety switch GN 239.6</b> 				GN 239.6-60-110-...	-	<b>GN 965-8-M6-18-B</b>

**Assembly sets GN 965 for different GN standards**  
in ascending order of the standard numbers





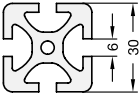
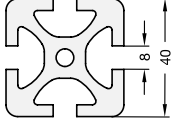
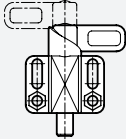

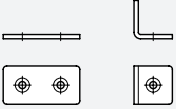
<div style="display: flex; justify-content: space-around;"> <div style="text-align: center;"> <p>Type A</p>  </div> <div style="text-align: center;"> <p>Type B</p>  </div> <div style="text-align: center;"> <p>Type C</p>  </div> <div style="text-align: center;"> <p>Type D</p>  </div> </div>		
<p>Hinges GN 239.7</p>  <p style="margin-left: 200px;">GN 239.7-60-70 GN 239.7-60-110</p>	-	<b>GN 965-8-M6-18-B</b>
<p>Swivel clamp connector bases GN 271</p>  <p style="margin-left: 150px;">GN 271-25-...</p>	-	<b>GN 965-8-M5-18-A</b>
<p>Swivel clamp connector joints GN 281</p>  <p style="margin-left: 150px;">GN 281-40 / 65</p>	-	<b>GN 965-8-M5-18-A</b>
<p>Tubular handles GN 333</p>  <p style="margin-left: 150px;">GN 333-28-...-B-...</p>	<b>GN 965-6-M6-25-A</b>	<b>GN 965-8-M6-28-A</b>
<p>Tubular handles GN 333.1</p>  <p style="margin-left: 150px;">GN 333.1-28-...-B-...</p>	<b>GN 965-6-M6-14-C</b>	<b>GN 965-8-M6-16-C</b>
<p>Oval tubular handles GN 334.1</p>  <p style="margin-left: 150px;">GN 334.1-36-...</p>	-	<b>GN 965-8-M6-16-C</b>
<p>Mounting blocks GN 412.1</p>  <p style="margin-left: 150px;">GN 412.1-35-... GN 412.1-47-...</p>	<b>GN 965-6-M5-16-A</b> <b>GN 965-6-M5-18-A</b>	- <b>GN 965-8-M5-20-A</b>
<p>Indexing plungers GN 417</p>  <p style="margin-left: 150px;">GN 417-5-A / -B / -C GN 417-6-A / -B / -C GN 417-8-A / -B GN 417-8-C</p>	<b>GN 965-6-M4-12-A</b> <b>GN 965-6-M5-14-A</b> <b>GN 965-6-M5-14-A</b> -	- <b>GN 965-8-M5-16-A</b> <b>GN 965-8-M5-16-A</b> <b>GN 965-8-M5-16-A</b>

**Assembly sets GN 965 for different GN standards**  
in ascending order of the standard numbers

<div style="display: flex; justify-content: space-around;"> <span>Type A</span> <span>Type B</span> <span>Type C</span> <span>Type D</span> </div> 		
<p>Foot clamp mountings GN 473</p> 	<p>GN 473-B8-... GN 473-B10 / B12-... GN 473-B15 / B16-... GN 473-B20-...</p>	<p><b>GN 965-6-M4-10-A</b> - - -</p> <p><b>GN 965-8-M4-14-A</b> <b>GN 965-8-M5-12-A</b> <b>GN 965-8-M6-14-A</b> <b>GN 965-8-M6-18-A</b></p>
<p>Clamp mountings GN 477</p> 	<p>GN 477-B8-... GN 477-B10 / B12-... GN 477-B15 / B16 / B20-...</p>	<p><b>GN 965-6-M4-16-A</b> <b>GN 965-6-M5-18-A</b> <b>GN 965-6-M6-20-A</b></p> <p><b>GN 965-8-M4-20-A</b> <b>GN 965-8-M5-20-A</b> <b>GN 965-8-M6-22-A</b></p>
<p>Flanged bolts GN 480</p> 	<p>GN 480-8-... GN 480-10 / 12-... GN 480-15 / 16 / 20-...</p>	<p><b>GN 965-6-M4-10-A</b> <b>GN 965-6-M5-10-A</b> <b>GN 965-6-M6-12-A</b></p> <p><b>GN 965-8-M4-12-A</b> <b>GN 965-8-M5-12-A</b> <b>GN 965-8-M6-14-A</b></p>
<p>Cabinet „U“ handles GN 528</p> 	<p>GN 528-...-94-6,5-... GN 528-...-117-6,5-... GN 528-...-117-8,5-... GN 528-...-132-8,5-... GN 528-...-140-8,5-... GN 528-...-160-8,5-... GN 528-...-179-8,5-...</p>	<p><b>GN 965-6-M6-14-A</b> <b>GN 965-6-M6-16-A</b> - - - - -</p> <p><b>GN 965-8-M6-16-A</b> <b>GN 965-8-M6-16-A</b> <b>GN 965-8-M8-18-A</b> <b>GN 965-8-M8-18-A</b> <b>GN 965-8-M8-18-A</b> <b>GN 965-8-M8-20-A</b> <b>GN 965-8-M8-20-A</b></p>
<p>Fixing angle pieces GN 561</p> 	<p>GN 561-19-... GN 561-25-...</p>	<p>- -</p> <p><b>GN 965-8-M8-18-C</b> <b>GN 965-8-M8-18-C</b></p>
<p>Cabinet „U“ handles GN 565.1</p> 	<p>GN 565.1-20-... GN 565.1-26-...</p>	<p><b>GN 965-6-M5-22-A</b> -</p> <p>- <b>GN 965-8-M6-22-A</b></p>
<p>Cabinet „U“ handles GN 565.2</p> 	<p>GN 565.2-26-128-B-... GN 565.2-26-160-B-...</p>	<p>- -</p> <p><b>GN 965-8-M6-22-C</b> <b>GN 965-8-M6-22-C</b></p>

<b>Assembly sets GN 965 for different GN standards</b> in ascending order of the standard numbers						
Type A	Type B	Type C	Type D			
						
Cam action indexing plungers GN 612.2				GN 612.2-...-16-... GN 612.2-...-20-...	<b>GN 965-6-M5-18-A</b> <b>GN 965-6-M5-22-A</b>	<b>GN 965-8-M5-22-A</b> <b>GN 965-8-M5-25-A</b>
Cam action indexing plungers GN 612.9				GN 612.9-...-16-... GN 612.9-...-20-...	<b>GN 965-6-M5-18-A</b> <b>GN 965-6-M5-22-A</b>	<b>GN 965-8-M5-20-A</b> <b>GN 965-8-M5-25-A</b>
Cabinet „U“ handles GN 628				GN 628-...-117-6,5-B-... GN 628-...-117-8,5-B-... GN 628-...-150-8,5-B-... GN 628-...-179-8,5-B-...	<b>GN 965-6-M6-16-A</b> - - -	- <b>GN 965-8-M8-28-A</b> <b>GN 965-8-M8-28-A</b> <b>GN 965-8-M8-28-A</b>
Ledge handles GN 630				GN 630-114-B-...	<b>GN 965-6-M6-18-B</b>	<b>GN 965-8-M6-22-C</b>
Cabinet „U“ handles GN 630.1				GN 630.1-114-B-...	<b>GN 965-6-M6-18-B</b>	<b>GN 965-8-M6-22-C</b>
Panel support clamp GN 649				GN 649-35-E	<b>GN 965-6-M6-10-D</b>	<b>GN 965-8-M6-14-D</b>
Cabinet „U“ handles GN 667				GN 667-20-...	-	<b>GN 965-8-M8-20-A</b>

**Assembly sets GN 965 for different GN standards**  
in ascending order of the standard numbers

<div style="display: flex; justify-content: space-around;"> <div style="text-align: center;"> <p>Type A</p>  </div> <div style="text-align: center;"> <p>Type B</p>  </div> <div style="text-align: center;"> <p>Type C</p>  </div> <div style="text-align: center;"> <p>Type D</p>  </div> </div>		
<p>Cam action indexing plungers GN 722.3</p> 	<p>GN 722.3-8-... GN 722.3-10-... GN 722.3-12-... GN 722.3-14-...</p>	<p>GN 965-8-M6-18-A GN 965-8-M6-18-A GN 965-8-M6-18-A GN 965-8-M6-18-A</p>
<p>Cabinet „U“ handles GN 728</p> 	<p>GN 728-120-B-... GN 728-180-B-...</p>	<p>GN 965-6-M6-14-A -</p> <p>GN 965-8-M8-18-A</p>
<p>Angle pieces / Shackles GN 967</p> 	<p>GN 967-...-20-...-1-... GN 967-...-20-...-2-... GN 967-...-30-...-1-... GN 967-...-30-...-2-... GN 967-...-40-...-1-... GN 967-...-40-...-2-... GN 967-...-45-...-1-... GN 967-...-45-...-2-...</p>	<p>GN 965-6-M5-12-A GN 965-6-M5-12-B GN 965-6-M6-12-A GN 965-6-M6-12-B - - - - -</p> <p>GN 965-8-M5-14-A GN 965-8-M5-14-B GN 965-8-M6-14-A GN 965-8-M6-14-B GN 965-8-M8-16-A GN 965-8-M8-16-B GN 965-8-M8-16-A GN 965-8-M8-16-B</p>