

ROSTFREI
Inox
Stainless
Steel

Inch
sizes
available

4 Type

- A** with adjustable Stainless Steel-Contact plate
- B** with fix Stainless Steel-Contact plate



l ₁	d ₁	d ₂	l ₂ in clamping position								b	d ₃	d ₄	d ₅	h Stroke at 90° lever movement	l ₃ in clamping position		l ₄ Adjustable range	l ₅ in clamping position	l ₆ in clamping position	t useable thread length
			min.	max.																	
63	M 5	M 5	16	20	25	30	35	40	50	16	16	19	18,5	0,75	16,3	18,8	2,5	3	16,3	10	
63	M 6	M 6	16	20	25	30	35	40	50	16	16	19	18,5	0,75	16,3	18,8	2,5	3	16,3	10	
82	M 6	M 6	20	25	30	35	40	50	60	20	20	25	22,5	1	19,5	22,5	3	3,7	19,5	12	
82	M 8	M 8	20	25	30	35	40	50	60	20	20	25	22,5	1	19,5	22,5	3	3,7	19,5	12	
101	M 8	M 8	20	25	30	35	40	50	60	25	26	30	27	1,5	25,3	29,3	4	4,8	25,3	15	
101	M 10	M 10	20	25	30	35	40	50	60	25	26	30	27	1,5	25,3	29,3	4	4,8	25,3	15	

Ausführung

- Lever
Stainless Steel AISI CF-8
- Axis, lag nut / screw setting nut / screw
Stainless Steel AISI 303
- Contact plates
Stainless Steel
- Super Duplex 255
- hardened
- RoHS compliant

On request

- Clamping surface free of grease

Hinweis

Stainless Steel-Clamping levers with eccentrical cam GN 927.7 are used for rapid clamping and releasing. Hereby, contrary to a clamping operation via a thread, these levers permit a **torque-free** clamping.

The lever has been designed to ensure that its movement cannot exceed the max. clamping force.

There are no loose components since they are all assembled and mounted in their correct order.

Type A has the following benefits:

The distance between the lever cam and the clamping surface is adjustable via a fine pitch thread, allowing the clamping position to be set easily with maximum clamping force. Also, the position of the lever relative to the clamping axis can be determined.

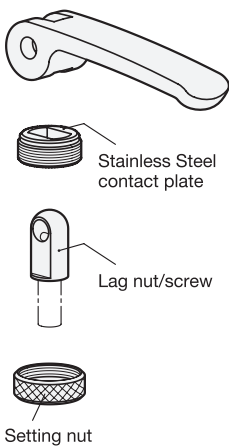
With these clamping levers with eccentrical cam GN 927.7, clamping forces of up to 8 kN can be reached.

Clamping levers with eccentrical cam, with internal thread	1	l ₁
GN 927.7-63-M6-A	2	d ₁
	3	Type

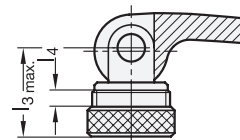
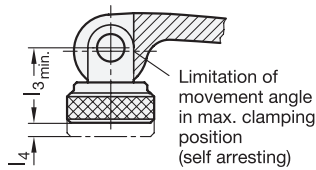
Clamping levers with eccentrical cam, with screw	1	l ₁
GN 927.7-82-M8-25-A	2	d ₂
	3	l ₂
	4	Type



Constructional features (Type A)



l_3 adjustable by the setting screw for optimum clamping force at the preferred lever position.



l_3 max. must not be exceeded. Otherwise there is the risk that the positioning thread can no longer absorb the clamping force or may be damaged.