

Rostfrei Inox Stainless Steel **Inch** Inch sizes available

3 Type

- OS** without plastic cap
- KR** with plastic cap, non-gliding
- GV** with rubber, vulcanized

1

2

d ₁	d ₂	d ₃	l ₁	l ₂	l ₃	s ₁	s ₂	s ₃	A/F	t min.	Static load in kN	
											GN 440	GN 440.5
40	M 8	43	25	5	5,5	2	1,5	3,5	14	8	7	8
40	M 10	43	28	5	5,5	2	1,5	3,5	14	10	7	12
40	M 12	43	31	5	5,5	2	1,5	3,5	17	12	7	12
40	M 16	43	37	5	5,5	2	1,5	3,5	22	16	7	12
50	M 8	54	25	6	6,5	2,5	2	4	14	8	8	8
50	M 10	54	28	6	6,5	2,5	2	4	14	10	8	14
50	M 12	54	32	6	6,5	2,5	2	4	17	12	8	14
50	M 16	54	37	6	6,5	2,5	2	4	22	16	8	14
60	M 8	64	25	6	7	2,5	2	4,5	14	8	8	8
60	M 10	64	28	6	7	2,5	2	4,5	14	10	10	14
60	M 12	64	32	6	7	2,5	2	4,5	17	12	10	16
60	M 16	64	37	6	7	2,5	2	4,5	22	16	10	16
80	M 8	84	26	7	8	3	2	5	14	8	8	8
80	M 10	84	29	7	8	3	2	5	14	10	10	14
80	M 12	84	32	7	8	3	2	5	17	12	12	20
80	M 16	84	38	7	8	3	2	5	22	16	12	20
80	M 20	84	45	7	8	3	2	5	27	20	16	20


 2.1
 2.2
 2.3
 2.4
2.5

Specification

- **GN 440**
 Steel
 - zinc plated, blue passivated
 - Foot for Type GV
 Stainless Steel AISI 304
 - Threaded bush
 Tensile strength class 5.8 (500 N/mm²)
- **GN 440.5**
 Stainless Steel
 - Foot AISI 304
 - Threaded bush AISI 303

This information applies to both standards:

- Plastic cap
 Elastomer (TPE)
 73 Shore, black
- Rubber underlay (NBR)
 70±5 Shore, black
 vulcanized
- *Stainless Steel characteristics* → Page 1144
- *Elastomer characteristics* → Page 1140
- **RoHS compliant**

Information

Levelling feet GN 440 / GN 440.5 are an easy and very reasonably priced foot design variant.




The static load bearing capacity given in the table rests on a test series in which the load has been applied perpendicular to the plate. For the values given in the table, the strain relief may result in minor deformations of the foot. The details relating to the load bearing capacity are non-binding recommended values and rule out any liability.

They constitute no general warranty of quality and condition. The user must determine from case to case whether a product is suitable for the intended use.

see also...

- *Levelling feet GN 440.1 / GN 440.6 (with fixing lug)* → Page 834
- *Levelling feet GN 440 / GN 440.5 (with threaded stud)* → Page 832

 2.6
 2.7
 2.8
 2.9


Steel-Levelling foot	1	d ₁
   GN 440-50-M10-OS	2	d ₂
	3	Type

Stainless Steel-Levelling foot	1	d ₁
   GN 440.5-60-M16-GV	2	d ₂
	3	Type