

GN 147.1

Linear actuator connectors



•Material

Aluminium.

•Finish

RAL 9005 black colour **SW**, matte finish, epoxy resin coating.

•Clamping screws

- Identification no. **1**: with clamping screw DIN 912 and nut DIN 985, zinc-plated.
- Identification no. **2**: with AISI 304 stainless steel-clamping screw DIN 912 and nut DIN 985.

•Assembly

The standard clamping bolts are socket cap screws DIN 912, supplied assembled. They can be replaced by clamping kits GN 911 (description see table of dimensions).

Features and applications

Linear actuator connectors GN 147.1 are normally supplied only in connection with a **mounted** square linear actuator and for function control.

The square of the linear actuator connector is supplied unmachined in the standard design. Together with the tolerance of the tubing, this may result in a relatively large play.

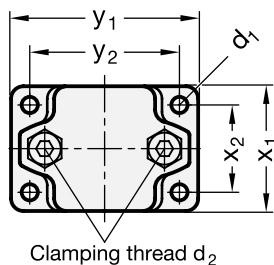
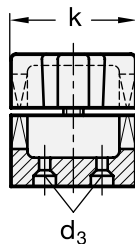
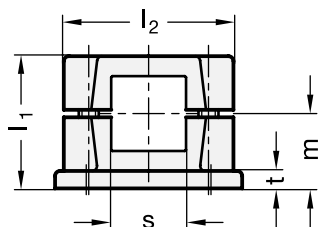
This can be adjusted in one direction using the clamping screws. In the other direction (90° to it), a defined minimum play can be achieved only by appropriate machining (special design) of the square linear actuator connector.

Accessories

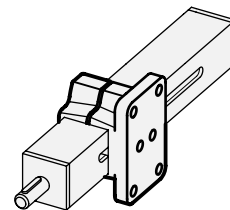
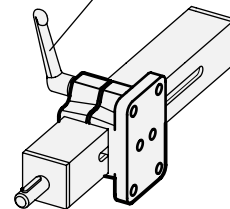
- Construction tubings GN 990 (see page 109ff.).
- Clamping kits GN 911 (clamping handles GN 300.1 with distance bushing) see page 116.
- Linear actuators GN 291.1 (see page 146).

Special design on request (For sufficient quantities)

Linear actuator connectors with little play.



Adjustable clamping lever GN 911



Standard Elements	Main dimensions													Clamping kits for d3	△
	s	d1	d2	d3	k	l1	l2	m	t	x1	x2	y1	y2		
Description				Mounting screw on the follower	Clamping length										
GN 147.1-V30-1-SW	V30	6.5	M8	M4	50	53	68	30	7	50	35	75	60	GN 911-M8-45	221
GN 147.1-V40-1-SW	V40	11	M10	M5	76	81.5	98	46.5	14	76	50	115	90	GN 911-M10-70	643
GN 147.1-V50-1-SW	V50	11	M10	M6	76	81.5	98	46.5	14	76	50	115	90	GN 911-M10-70	595
GN 147.1-V30-2-SW	V30	6.5	M8	M4	50	53	68	30	7	50	35	75	60	GN 911-M8-45	221
GN 147.1-V40-2-SW	V40	11	M10	M5	76	81.5	98	46.5	14	76	50	115	90	GN 911-M10-70	643
GN 147.1-V50-2-SW	V50	11	M10	M6	76	81.5	98	46.5	14	76	50	115	90	GN 911-M10-70	595