

GN 192.1

T-angle linear actuator connectors

•Material

Aluminium.

•Slide bush

Polyamide.

•Finish

RAL 9005 black colour **SW**, matte finish, epoxy resin coating.

•Clamping screw

- Identification no. **1**: with clamping screw DIN 912 and nut DIN 985, zinc-plated.

- Identification no. **2**: with AISI 304 stainless steel-clamping screw DIN 912 and nut DIN 985.

•Assembly

The standard clamping bolts are socket cap screws DIN 912, supplied assembled. They can be replaced by clamping kits GN 911 (description see table of dimensions).

Features and applications

T-angle linear actuator connectors GN 192.1 are normally supplied only in connection with a **mounted** linear actuator and for function control.

By means of the clamping screw on the guide bore d_1 (mechanically machined) the movement can either be set or the linear actuator connector can be clamped (after setting of final adjustment).

Accessories

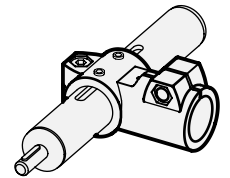
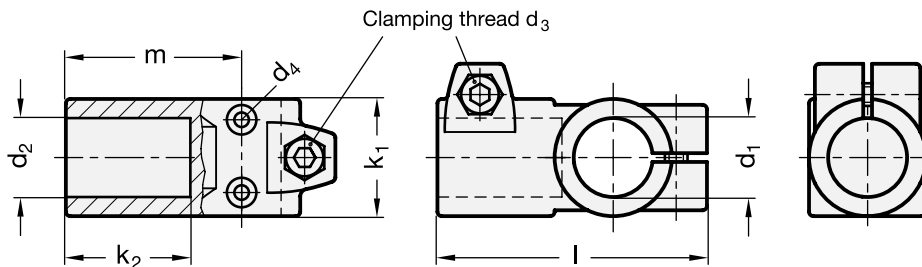
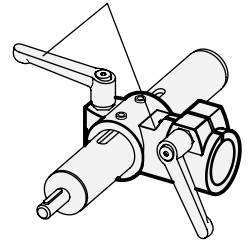
- Construction tubings GN 990 (see page 109ff.).

- Linear actuators GN 291 to GN 293 (see page 119ff.).

- Clamping kits GN 911 (clamping handles GN 300.1 with distance bushing) see page 116.



Adjustable clamping lever GN 911



Standard Elements	Main dimensions										Clamping kits for d_3	g
	d_1 without slider bush	d_1 with slider bush	d_2	d_3	d_4 Mounting screw on the follower	k_1	k_2	l	m			
GN 192.1-B30-B30-1-SW	B30	-	B30	M8	M4	40	42.5	92	60	GN 911-M8-32	185	
GN 192.1-G30-B30-1-SW	-	G30	B30	M8	M4	40	42.5	92	60	GN 911-M8-32	185	
GN 192.1-B40-B40-1-SW	B40	-	B40	M10	M5	56	62	129	88	GN 911-M10-40	480	
GN 192.1-G40-B40-1-SW	-	G40	B40	M10	M5	56	62	129	88	GN 911-M10-40	480	
GN 192.1-B50-B50-1-SW	B50	-	B50	M10	M6	65	75	148	103	GN 911-M10-55	670	
GN 192.1-G50-B50-1-SW	-	G50	B50	M10	M6	65	75	148	103	GN 911-M10-55	670	
GN 192.1-B60-B60-1-SW	B60	-	B60	M10	M8	80	80	177	125	GN 911-M10-55	1260	
GN 192.1-G60-B60-1-SW	-	G60	B60	M10	M8	80	80	177	125	GN 911-M10-55	1260	
GN 192.1-B30-B30-2-SW	B30	-	B30	M8	M4	40	42.5	92	60	GN 911-M8-32	185	
GN 192.1-G30-B30-2-SW	-	G30	B30	M8	M4	40	42.5	92	60	GN 911-M8-32	185	
GN 192.1-B40-B40-2-SW	B40	-	B40	M10	M5	56	62	129	88	GN 911-M10-40	480	
GN 192.1-G40-B40-2-SW	-	G40	B40	M10	M5	56	62	129	88	GN 911-M10-40	480	
GN 192.1-B50-B50-2-SW	B50	-	B50	M10	M6	65	75	148	103	GN 911-M10-55	670	
GN 192.1-G50-B50-2-SW	-	G50	B50	M10	M6	65	75	148	103	GN 911-M10-55	670	
GN 192.1-B60-B60-2-SW	B60	-	B60	M10	M8	80	80	177	125	GN 911-M10-55	1260	
GN 192.1-G60-B60-2-SW	-	G60	B60	M10	M8	80	80	177	125	GN 911-M10-55	1260	