

GN 273.4

Sensor holders

•Material

Aluminium.

•Finish

RAL 9005 black colour, matte finish, epoxy resin coating.

•Clamping screws

- Identification no. **1**: with clamping screw DIN 912 and nut DIN 985, zinc-plated.
- Identification no. **2**: with AISI 304 stainless steel-clamping screw DIN 912 and nut DIN 985.

•Assembly

The standard clamping bolts are socket cap screws DIN 912, supplied assembled. They can be replaced by clamping kits GN 911 (description see table of dimensions).

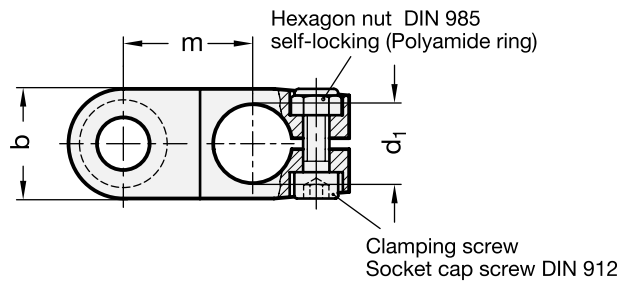
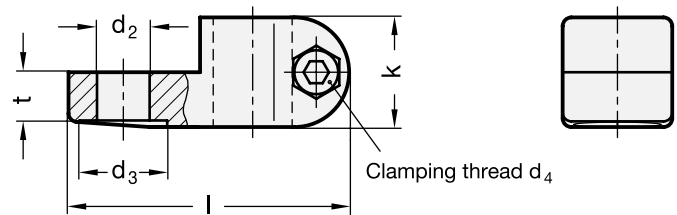
Features and applications

The aluminium design guarantees a highly safe and secure clamping action and safe positioning.

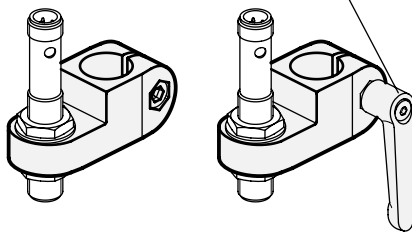
The clamping bore of the sensor holders GN 273.4 is machined and designed for construction tubings GN 990 or DIN 2391, DIN 2395 and DIN 2462 respectively.

Accessories

- Construction tubings GN 990 (see page 109ff.).
- Clamping kits GN 911 (clamping handles GN 300.1 with distance bushing) see page 116.



Adjustable clamping lever GN 911



Standard Elements	Main dimensions									Clamping kits for d ₄	⚖ g
	d ₁	d ₂ for sensor	b Swivel width	d ₃	d ₄	k	l	m	t -0.5		
GN 273.4-B12-B12-1-SW	B12	B12	25	27	M6	25	64	29.5	11	GN 911-M6-22	60
GN 273.4-B14-B12-1-SW	B14	B12	25	27	M6	25	64	29.5	11	GN 911-M6-22	60
GN 273.4-B16-B12-1-SW	B16	B12	25	27	M6	25	64	29.5	11	GN 911-M6-22	60
GN 273.4-B18-B12-1-SW	B18	B12	25	27	M6	25	64	29.5	11	GN 911-M6-22	60
GN 273.4-B12-B18-1-SW	B12	B18	25	27	M6	25	64	29.5	11	GN 911-M6-22	60
GN 273.4-B14-B18-1-SW	B14	B18	25	27	M6	25	64	29.5	11	GN 911-M6-22	60
GN 273.4-B16-B18-1-SW	B16	B18	25	27	M6	25	64	29.5	11	GN 911-M6-22	60
GN 273.4-B18-B18-1-SW	B18	B18	25	27	M6	25	64	29.5	11	GN 911-M6-22	60
GN 273.4-B12-B12-2-SW	B12	B12	25	27	M6	25	64	29.5	11	GN 911-M6-22	60
GN 273.4-B14-B12-2-SW	B14	B12	25	27	M6	25	64	29.5	11	GN 911-M6-22	60
GN 273.4-B16-B12-2-SW	B16	B12	25	27	M6	25	64	29.5	11	GN 911-M6-22	60
GN 273.4-B18-B12-2-SW	B18	B12	25	27	M6	25	64	29.5	11	GN 911-M6-22	60
GN 273.4-B12-B18-2-SW	B12	B18	25	27	M6	25	64	29.5	11	GN 911-M6-22	60
GN 273.4-B14-B18-2-SW	B14	B18	25	27	M6	25	64	29.5	11	GN 911-M6-22	60
GN 273.4-B16-B18-2-SW	B16	B18	25	27	M6	25	64	29.5	11	GN 911-M6-22	60
GN 273.4-B18-B18-2-SW	B18	B18	25	27	M6	25	64	29.5	11	GN 911-M6-22	60