

# GN 134.1

## Linear actuator connectors

### •Material

Aluminium.

### •Finish

RAL 9005 black colour **SW**, matte finish, epoxy resin coating.

### •Clamping screws

- Identification no. **1**: with four clamping screws DIN 912 and nuts DIN 985, zinc-plated.
- Identification no. **2**: with four AISI 304 stainless steel-clamping screws DIN 912 and nuts DIN 985.

### •Assembly

The standard clamping bolts are socket cap screws DIN 912, supplied assembled. They can be replaced by clamping kits GN 911 (description see table of dimensions).

### Features and applications

Linear actuator connectors GN 134.1 are normally supplied in connection with a **mounted** square linear actuator and for function control.

The square of the linear actuator connector is supplied unmachined in the standard design. Together with the tolerance of the tubing, this may result in a relatively large play.

This can be adjusted in one direction using the clamping screws. In the other direction (90° to it), a defined minimum play can be achieved only by appropriate machining (special design) of the square linear actuator connector.

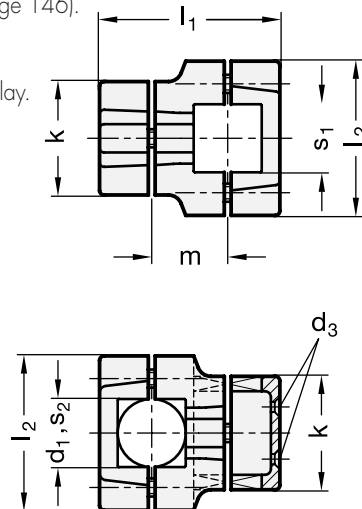
### Accessories

- Construction tubings GN 990 (see page 109ff.) .
- Clamping kits GN 911 (clamping handles GN 300.1 with distance bushing) see page 116.
- Linear actuators GN 291.1 (see page 146).

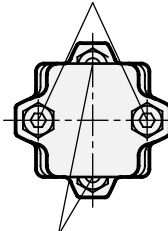
### Special design on request

(For sufficient quantities)

Linear actuator connectors with little play.

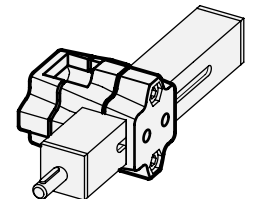
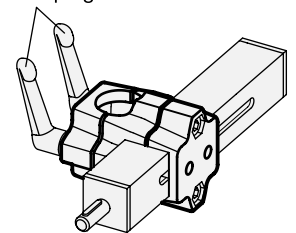


Clamping thread  $d_2$



Clamping thread  $d_2$

Adjustable clamping lever GN 911



Standard Elements	Main dimensions										Clamping kit for $d_2$	g
	s1	s2	d1	d2	d3 Mounting screw on the follower	k Clamping length	l1	l2	m			
GN 134.1-V30-V30-1-SW	V30	V30	-	M8	M 4	50	79.5	68	33.5		GN 911-M8-32	300
GN 134.1-V40-V40-1-SW	V40	V40	-	M10	M 5	76	125	98	55		GN 911-M10-55	946
GN 134.1-V50-V50-1-SW	V50	V50	-	M10	M 6	76	125	98	55		GN 911-M10-55	826
GN 134.1-V30-B30-1-SW	V30	-	B30	M8	M 4	50	79.5	68	33.5		GN 911-M8-32	300
GN 134.1-V40-B40-1-SW	V40	-	B40	M10	M 5	76	125	98	55		GN 911-M10-55	946
GN 134.1-V50-B50-1-SW	V50	-	B50	M10	M 6	76	125	98	55		GN 911-M10-55	826
GN 134.1-V30-V30-2-SW	V30	V30	-	M8	M 4	50	79.5	68	33.5		GN 911-M8-32	300
GN 134.1-V40-V40-2-SW	V40	V40	-	M10	M 5	76	125	98	55		GN 911-M10-55	946
GN 134.1-V50-V50-2-SW	V50	V50	-	M10	M 6	76	125	98	55		GN 911-M10-55	826
GN 134.1-V30-B30-2-SW	V30	-	B30	M8	M 4	50	79.5	68	33.5		GN 911-M8-32	300
GN 134.1-V40-B40-2-SW	V40	-	B40	M10	M 5	76	125	98	55		GN 911-M10-55	946
GN 134.1-V50-B50-2-SW	V50	-	B50	M10	M 6	76	125	98	55		GN 911-M10-55	826

