

M.643

ELESA Original design

EXTENDED RANGE

Handles



Material

Glass-fibre reinforced polypropylene based (PP) or polyamide based (PA) technopolymer. Resistant to solvents, oils, greases and other chemical agents.

Colour

Black, matte finish.

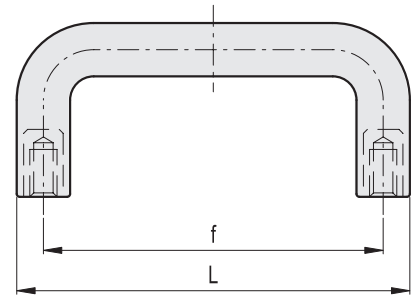
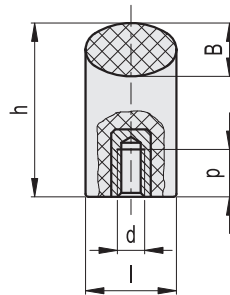
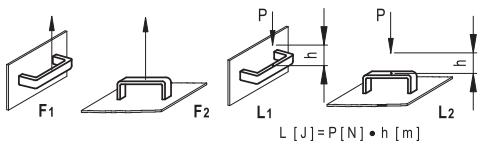
Standard execution

- **M.643**: high-resilience polypropylene based (PP) technopolymer, brass bosses, threaded blind holes.
- **M.643R** (reduced version h=45): polyamide based (PA) technopolymer, brass bosses, threaded blind holes.



Technical data

Tensile stress and impact strength: F1, F2, L1 and L2 values reported in the table are the result of breaking tests carried out with the appropriate dynamometric equipment under the test conditions shown in the figure with ambient temperature.



4

166

U-handles

Standard Elements		Main dimensions					Threaded bosses		F1	F2	L1	L2	△△
Code	Description	L	f	h	B	l	d 6H	p	[N]	[N]	[J]	[J]	g
37300	M.643/100 B-M5	100	86±0.5	44	14	23	M5	10	2400	2400	12	6	46
37301	M.643/100 B-M6	100	86±0.5	44	14	23	M6	12	2400	2400	12	6	45
37305	M.643/110 B-M5	108	94±0.5	48	14	24	M5	10	2300	2300	10	8	60
37306	M.643/110 B-M6	108	94±0.5	48	14	24	M6	12	2300	2300	10	8	59
37308	M.643/140-117 B-M4	134	117±0.5	49	15	25	M4	10	2250	2650	8	12	63
37309	M.643/140-117 B-M5	134	117±0.5	49	15	25	M5	10	2250	2650	8	12	64
37310	M.643/140-117 B-M6	134	117±0.5	49	15	25	M6	12	2250	2650	8	12	65
37311	M.643/140-117 B-M8	134	117±0.5	49	15	25	M8	13	2250	2650	8	12	67
37314	M.643/140-120 B-M5	134	120±0.5	49	15	25	M5	10	2250	2650	8	12	68
37315	M.643/140-120 B-M6	134	120±0.5	49	15	25	M6	12	2250	2650	8	12	69
37316	M.643/140-120 B-M8	134	120±0.5	49	15	25	M8	13	2250	2650	8	12	70
37320	M.643/150 B-M5	148	132±0.5	53	16	26	M5	10	2200	2450	8	12	71
37321	M.643/150 B-M6	148	132±0.5	53	16	26	M6	12	2200	2450	8	12	72
37322	M.643/150 B-M8	148	132±0.5	53	16	26	M8	13	2200	2450	8	12	73
37331	M.643/180 B-M6	166	150±1	56	16	27	M6	12	2000	2550	8	13	81
37332	M.643/180 B-M8	166	150±1	56	16	27	M8	13	2000	2550	8	13	82
37333	M.643/180 B-M10	166	150±1	56	16	27	M10	17	2000	2550	8	13	83
37351	M.643/200 B-M8	196	179±1	57	16	27	M8	13	1900	2000	11	13	130
37352	M.643/200 B-M10	196	179±1	57	16	27	M10	17	1900	2000	11	13	132
37361	M.643/260 B-M8	253	235±1	61	18.5	29	M8	13	1900	2000	13	12	173
37362	M.643/260 B-M10	253	235±1	61	18.5	29	M10	17	1900	2000	13	12	171
37371	M.643/320 B-M10	322	300±1	64	22	32	M10	17	2000	2000	18	11	205

Standard Elements		Main dimensions					Threaded bosses		F1	F2	L1	L2	△△
Code	Description	L	f	h	B	l	d 6H	p	[N]	[N]	[J]	[J]	g
37353	M.643R/200 B-M8	196	179±1	45	15	27	M8	13	4000	3500	25	25	118