

## Clamping bolts



- **Clamping pad**

Acetal based (POM) technopolymer, black colour, matte finish, temperature resistant up to 80°C.

- **Grub screw**

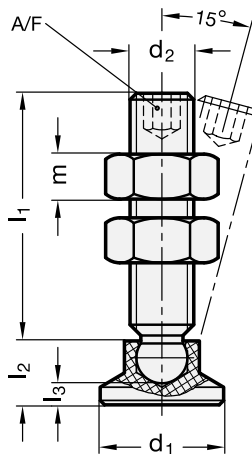

AISI 303 stainless steel **NI**.


- **Hexagon nuts**

AISI 303 stainless steel.

### Features and applications

The ball end of the grub screw can be hit easily into the clamping pad and removed.



Standard Elements	Main dimensions							
Description	d <sub>1</sub>	d <sub>2</sub>	l <sub>1</sub>	l <sub>2</sub>	l <sub>3</sub> ≈	m	A/F	g
GN 903-15-M6-26-NI	15	M6	26	7.6	3.6	5.2	3	6
GN 903-15-M6-36-NI	15	M6	36	7.6	3.6	5.2	3	9
GN 903-15-M6-46-NI	15	M6	46	7.6	3.6	5.2	3	11
GN 903-15-M8-20-NI	15	M8	20	7.6	2.5	6.8	4	18
GN 903-15-M8-35-NI	15	M8	35	7.6	2.5	6.8	4	21
GN 903-15-M8-45-NI	15	M8	45	7.6	2.5	6.8	4	24
GN 903-15-M8-58-NI	15	M8	58	7.6	2.5	6.8	4	28
GN 903-18-M8-20-NI	18	M8	20	9.2	4.2	6.8	4	19
GN 903-18-M8-35-NI	18	M8	35	9.2	4.2	6.8	4	22
GN 903-18-M8-45-NI	18	M8	45	9.2	4.2	6.8	4	25
GN 903-18-M8-58-NI	18	M8	58	9.2	3.8	8.4	4	29
GN 903-18-M10-34-NI	18	M10	34	9.2	3.8	8.4	5	34
GN 903-18-M10-44-NI	18	M10	44	9.2	3.8	8.4	5	40
GN 903-18-M10-57-NI	18	M10	57	9.2	3.8	8.4	5	47
GN 903-18-M10-74-NI	18	M10	74	9.2	3.8	8.4	5	55
GN 903-21-M8-20-NI	21	M8	20	10	5	6.8	4	19
GN 903-21-M8-35-NI	21	M8	35	10	5	6.8	4	22
GN 903-21-M8-45-NI	21	M8	45	10	5	6.8	4	25
GN 903-21-M8-58-NI	21	M8	58	10	5	6.8	4	29
GN 903-21-M10-34-NI	21	M10	34	10	4.3	8.4	5	35
GN 903-21-M10-44-NI	21	M10	44	10	4.3	8.4	5	41
GN 903-21-M10-57-NI	21	M10	57	10	4.3	8.4	5	48
GN 903-21-M10-74-NI	21	M10	74	10	4.3	8.4	5	56
GN 903-21-M12-34-NI	21	M12	34	10	3.4	10.8	6	47
GN 903-21-M12-57-NI	21	M12	57	10	3.4	10.8	6	68
GN 903-21-M12-74-NI	21	M12	74	10	3.4	10.8	6	80
GN 903-21-M12-94-NI	21	M12	94	10	3.4	10.8	6	95
GN 903-25-M8-20-NI	25	M8	20	10.5	5.5	6.8	4	21
GN 903-25-M8-35-NI	25	M8	35	10.5	5.5	6.8	4	24
GN 903-25-M8-45-NI	25	M8	45	10.5	5.5	6.8	4	27
GN 903-25-M8-58-NI	25	M8	58	10.5	5.5	6.8	4	31
GN 903-25-M10-34-NI	25	M10	34	10.5	4.6	8.4	5	37
GN 903-25-M10-44-NI	25	M10	44	10.5	4.6	8.4	5	43
GN 903-25-M10-57-NI	25	M10	57	10.5	4.6	8.4	5	50
GN 903-25-M10-74-NI	25	M10	74	10.5	4.6	8.4	5	58
GN 903-25-M12-34-NI	25	M12	34	10.5	3.6	10.8	6	49
GN 903-25-M12-57-NI	25	M12	57	10.5	3.6	10.8	6	70
GN 903-25-M12-74-NI	25	M12	74	10.5	3.6	10.8	6	82
GN 903-25-M12-94-NI	25	M12	94	10.5	3.6	10.8	6	97
GN 903-32-M8-20-NI	32	M8	20	11	6	6.8	4	15
GN 903-32-M8-35-NI	32	M8	35	11	6	6.8	4	23
GN 903-32-M8-45-NI	32	M8	45	11	6	6.8	4	28
GN 903-32-M8-58-NI	32	M8	58	11	6	6.8	4	31
GN 903-32-M10-34-NI	32	M10	34	11	5	8.4	5	37
GN 903-32-M10-44-NI	32	M10	44	11	5	8.4	5	45
GN 903-32-M10-57-NI	32	M10	57	11	5	8.4	5	46
GN 903-32-M10-74-NI	32	M10	74	11	5	8.4	5	57
GN 903-32-M12-34-NI	32	M12	34	11	4.2	10.8	6	37
GN 903-32-M12-57-NI	32	M12	57	11	4.2	10.8	6	68
GN 903-32-M12-74-NI	32	M12	74	11	4.2	10.8	6	81
GN 903-32-M12-94-NI	32	M12	94	11	4.2	10.8	6	96
GN 903-40-M8-20-NI	40	M8	20	13	8	6.8	4	20
GN 903-40-M8-35-NI	40	M8	35	13	8	6.8	4	28
GN 903-40-M8-45-NI	40	M8	45	13	8	6.8	4	33
GN 903-40-M8-58-NI	40	M8	58	13	8	6.8	4	37
GN 903-40-M10-34-NI	40	M10	34	13	7	8.4	5	36
GN 903-40-M10-44-NI	40	M10	44	13	7	8.4	5	40
GN 903-40-M10-57-NI	40	M10	57	13	7	8.4	5	51
GN 903-40-M10-74-NI	40	M10	74	13	7	8.4	5	63
GN 903-40-M12-34-NI	40	M12	34	13	6.2	10.8	6	42
GN 903-40-M12-57-NI	40	M12	57	13	6.2	10.8	6	73
GN 903-40-M12-74-NI	40	M12	74	13	6.2	10.8	6	90
GN 903-40-M12-94-NI	40	M12	94	13	6.2	10.8	6	102