



## Clamping bolts

RoHS

- **Material**  
Zinc-plated steel **ST**, blue passivated.
- **Pressure pad**  
Shore 85 black Neoprene, bonded to the stud.
- **Hexagon nuts**  
Zinc-plated steel, blue passivated.
- **Standard versions available**
  - Type **A**: straight pressure pad.
  - Type **B**: round pressure pad.

### Features and applications

The hexagon nuts are included.



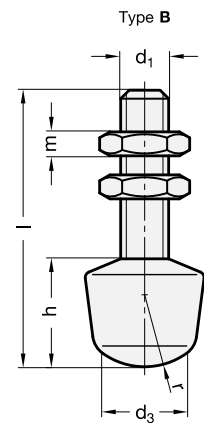
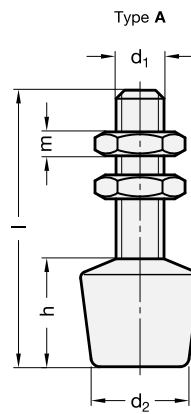
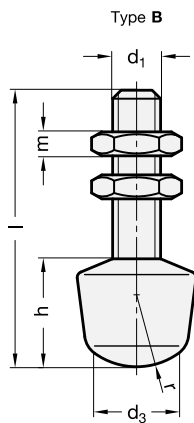
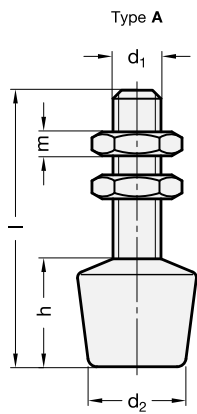
## Clamping bolts

RoHS

- **Material**  
AISI 304 stainless steel **NI**.
- **Pressure pad**  
Shore 85 black Neoprene, bonded to the stud.
- **Hexagon nuts**  
AISI 304 stainless steel
- **Standard versions available**
  - Type **A**: straight pressure pad.
  - Type **B**: round pressure pad.

### Features and applications

The hexagon nuts are included.



Standard Elements	Main dimensions							⚖
Description	d1	l	d2	d3	h	m	r	g
GN 708.1-M5-45-A-ST	M5	45	10	-	11	2.7	-	10
GN 708.1-M6-35-A-ST	M6	35	13	-	12	3.2	-	13
GN 708.1-M6-55-A-ST	M6	55	13	-	12	3.2	-	16
GN 708.1-M8-43-A-ST	M8	43	16	-	18	4	-	29
GN 708.1-M8-68-A-ST	M8	68	16	-	18	4	-	36
GN 708.1-M10-50-A-ST	M10	50	20	-	21	5	-	52
GN 708.1-M10-77-A-ST	M10	77	20	-	21	5	-	64
GN 708.1-M5-45-B-ST	M5	45	-	9	11	2.7	8	10
GN 708.1-M6-35-B-ST	M6	35	-	12	12	3.2	10	13
GN 708.1-M6-55-B-ST	M6	55	-	12	12	3.2	10	16
GN 708.1-M8-43-B-ST	M8	43	-	14	18	4	12	28
GN 708.1-M8-68-B-ST	M8	68	-	14	18	4	12	36
GN 708.1-M10-50-B-ST	M10	50	-	18	21	5	15	52
GN 708.1-M10-77-B-ST	M10	77	-	18	21	5	15	63

Standard Elements	Main dimensions							⚖
Description	d1	l	d2	d3	h	m	r	g
GN 708.1-M5-45-A-NI	M5	45	10	-	11	2.7	-	10
GN 708.1-M6-35-A-NI	M6	35	13	-	12	3.2	-	13
GN 708.1-M6-55-A-NI	M6	55	13	-	12	3.2	-	17
GN 708.1-M8-43-A-NI	M8	43	16	-	18	4	-	27
GN 708.1-M8-68-A-NI	M8	68	16	-	18	4	-	34
GN 708.1-M10-50-A-NI	M10	50	20	-	21	5	-	52
GN 708.1-M10-77-A-NI	M10	77	20	-	21	5	-	65
GN 708.1-M5-45-B-NI	M5	45	-	9	11	2.7	8	10
GN 708.1-M6-35-B-NI	M6	35	-	12	12	3.2	10	13
GN 708.1-M6-55-B-NI	M6	55	-	12	12	3.2	10	16
GN 708.1-M8-43-B-NI	M8	43	-	14	18	4	12	27
GN 708.1-M8-68-B-NI	M8	68	-	14	18	4	12	34
GN 708.1-M10-50-B-NI	M10	50	-	18	21	5	15	52
GN 708.1-M10-77-B-NI	M10	77	-	18	21	5	15	63