

HCX/VT

ELESA Original design

Column level indicators technopolymer assembly screws



• Material

Transparent polyamide based (PA-T) technopolymer. Highly resistant to shocks, solvents, oils with additives, aliphatic and aromatic hydrocarbons, petrol, naphtha, phosphoric esters. Avoid contact with alcohol or detergents containing alcohol.

• Screws

Glass-fibre reinforced polyamide based (PA) technopolymer.

• Nuts and washers

Zinc-plated steel (on request stainless steel).

• Packing rings

NBR synthetic rubber (on request FKM) O-Ring.

• Contrast screen

White lacquered aluminium. The housing, in the appropriate external rear slot, guarantees the best protection from direct contact with fluid, avoiding yellowing effect due to the prolonged action of the fluid at high temperatures.

It can be removed before installation to fit marks and words (for example MAX-MIN).

• Thermometer

HGX/T-VT: incorporated thermometer for temperature reading.

• Assembly

- When nuts can be fitted from the inside of the reservoir, by means of the supplied set screws and nuts.

- When nuts cannot be fitted from the inside of the reservoir and the walls are thick enough, by means of the supplied set screws, without nuts, by tapping the two holes in the reservoir walls.

- When nuts cannot be fitted from the inside of the reservoir and the walls are not thick enough, by means of the supplied set screws and the Fast Mounting Kit (see page 1040).

To ensure the best sealing of the O-rings it is recommended to apply the maximum torque on the nuts as reported in the table and a roughness of the gasket application surface $R_a = 3 \mu m$.

• Maximum continuous working temperature

90°C (with oil).

Features and performances

Thanks to the technopolymer screws, HCX/VT column level indicator can be used in corrosion resistance applications where stainless steel is not necessary. The special slotted head of the technopolymer screws is especially designed to reach an optimum tightening of the packing rings by applying an adequate tightening torque (ELESA patent) thus avoiding unnecessary stress to the screws.

Assembled using ultrasound welding to guarantee a perfect seal. Entirely in transparent material: maximum fluid level visibility even from side positions. Visibility and temperature reading magnified by lens effect.

Technical data

In laboratory tests carried out with mineral oil for hydraulic systems type CB68 (according to ISO 3498) with gradually increasing pressure, at 23°C, the weld stood up as follows:

- HCX.127-VT 18 bar
- HCH.254-VT 12 bar


Maximum working pressure at 20°C 5 bar.

Maximum working pressure at 90°C 2 bar.

In any case we suggest to verify the suitability of the product under the actual working conditions. If you need to use the indicator with other oils or fluids and under different pressure and temperature conditions, please contact ELESA Technical Department or carry out tests in order to guarantee a proper use.

Other standard executions

- HCX/AR (see page 1020) for use with fluids containing alcohol.
- HCX.INOX-BW (see page 1018) for use with hot water.



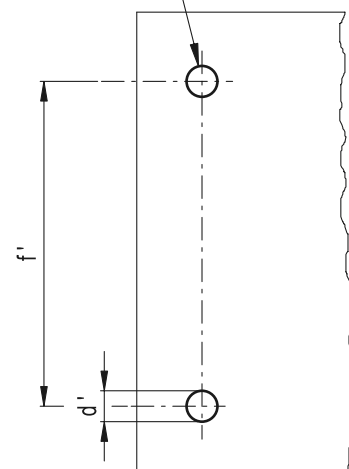
15

1016

Accessories for hydraulic systems

Drilling template

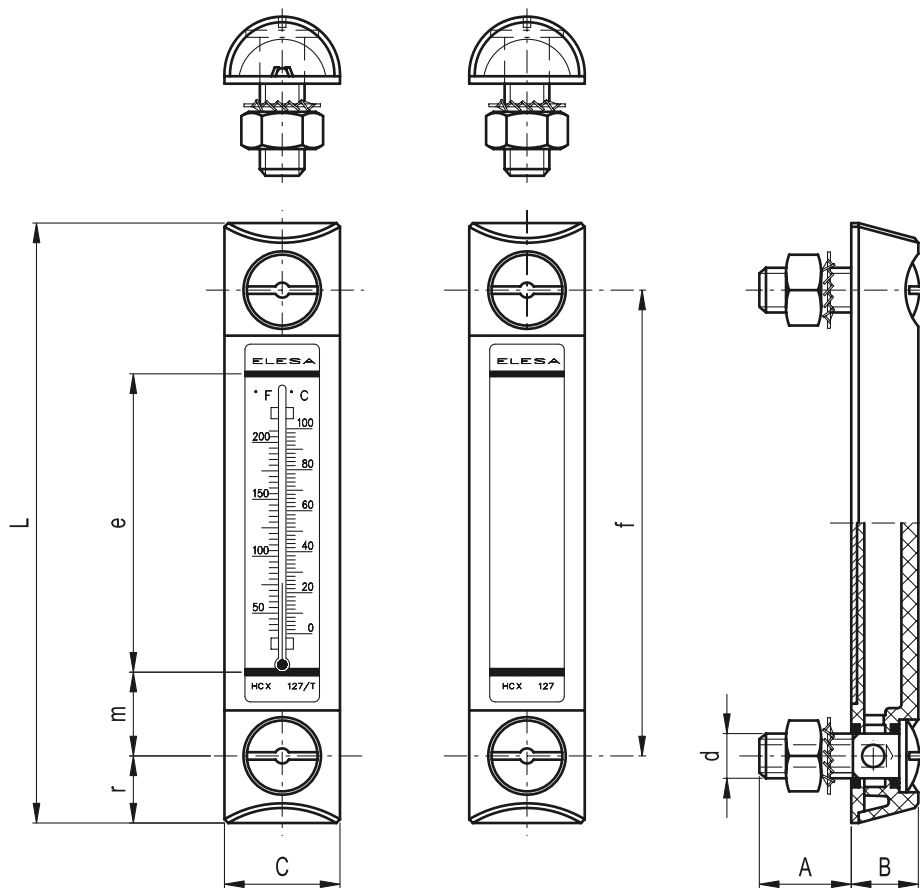
Holes without burr and chamfer for a proper seal of the O-ring



Drilling and installation data			
Code	$d'_{-0.2}$	$f'_{\pm 0.2}$	Maximum tightening torque
HGX.127	12.5	127	6
HGX.254	12.5	254	6

HCX/VT

ELESA Original design



15

1017

Accessories for hydraulic systems

Elesa Standards		Main dimensions									Thermometer scale		△/△
Code	Description	f	d	A	B	C	L	e	m	r	°C	°F	g
111351	HCX.127-VT-M12	127	M12	23	18	31	161	80	23	17	-	-	94
111361	HCX.127/T-VT-M12	127	M12	23	18	31	161	80	23	17	0÷100	32÷210	94
111371	HCX.254-VT-M12	254	M12	21	18	35	291	203	26	18.5	-	-	141
111381	HCX.254/T-VT-M12	254	M12	21	18	35	291	203	26	18.5	0÷100	32÷210	141