

## Column level indicators stainless steel assembly screws



### • Material

Transparent polyamide based (PA-T) technopolymer. Highly resistant to shocks, solvents, oils with additives, aliphatic and aromatic hydrocarbons, petrol, naphtha, phosphoric esters. Avoid contact with alcohol or detergents containing alcohol.

### • Screws, nuts and washers

AISI 303 stainless steel screws, AISI 304 stainless steel nuts and washers.

### • Packing rings

FKM (type VITON®, registered trade mark of DuPont Dow Elastomers) O-Ring.

### • Contrast screen

White lacquered aluminium. The housing, in the appropriate external rear slot, guarantees the best protection from direct contact with fluid, avoiding yellowing effect due to the prolonged action of the fluid at high temperatures.

It can be removed before installation to fit marks and words (for example MAX-MIN).

### • Thermometer

HGX/TINOX: incorporated thermometer for temperature reading.

### • Assembly

- When nuts can be fitted from the inside of the reservoir, by means of the supplied set screws and nuts.

- When nuts cannot be fitted from the inside of the reservoir and the walls are thick enough, by means of the supplied set screws, without nuts, by tapping the two holes in the reservoir walls.

To ensure the best sealing of the O-rings it is recommended to apply the maximum torque on the nuts as reported in the table and a roughness of the gasket application surface  $R_a = 3 \mu m$ .

### • Maximum continuous working temperature

90°C (with oil).

### Features and performances

Assembled using ultrasound welding to guarantee a perfect seal. Entirely in transparent material: maximum fluid level visibility even from side positions. Visibility and temperature reading magnified by lens effect.

### Technical data


In laboratory tests carried out with mineral oil for hydraulic systems type CB68 (according to ISO 3498) with gradually increasing pressure, at 23°C, the weld stood up as follows:

- HCX.76-INOX 18 bar
- HCX.127-INOX 18 bar
- HCX.254-INOX 12 bar

In any case we suggest to verify the suitability of the product under the actual working conditions. If you need to use the indicator with other oils or fluids and under different pressure and temperature conditions, please contact ELESA Technical Department or carry out tests in order to guarantee a proper use.

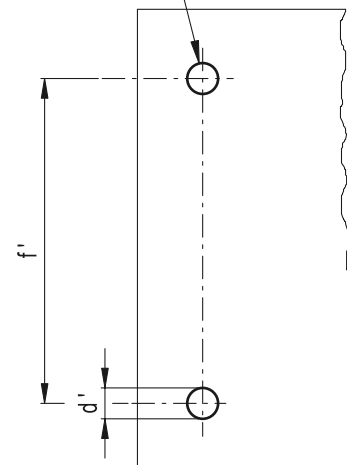
### Other standard executions

- HCX/AR (see page 1020) for use with fluids containing alcohol.
- HCX.INOX/BW (see page 1018) for use with hot water.

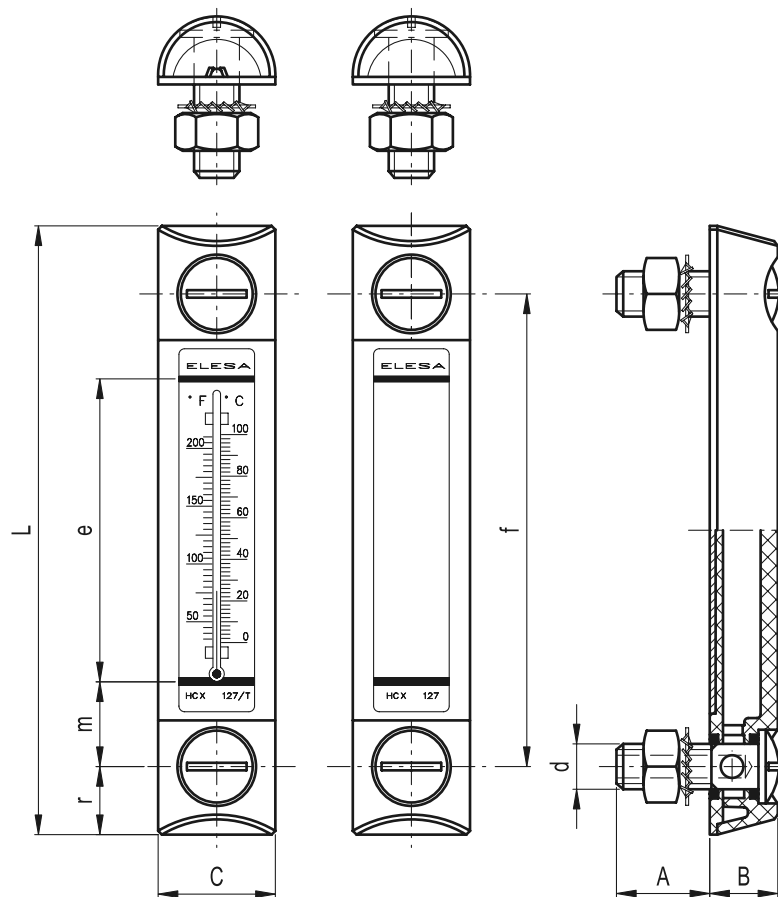


Drilling template

Holes without burr and chamfer for a proper seal of the O-ring



Drilling and installation data			
Code	$d'_{-0.2}$	$f'_{\pm 0.2}$	Maximum tightening torque
HCX.76	10.5	76	12
HCX.127	12.5	127	12
HCX.254	12.5	254	10



Elesa Standards		Main dimensions									Thermometer scale		⚖
Code	Description	f	d	A	B	C	L	e	m	r	°C	°F	g
11343	HCX.76-INOX-M10	76	M10	22	16	27	107	40	18	15.5	-	-	87
11348	HCX.76/T-INOX-M10	76	M10	22	16	27	107	40	18	15.5	20÷100	68÷210	87
11353	HCX.127-INOX-M12	127	M12	23	18	31	161	80	23	17	-	-	138
11358	HCX.127/T-INOX-M12	127	M12	23	18	31	161	80	23	17	0÷100	32÷210	138
11363	HCX.254-INOX-M12	254	M12	21	18	35	291	203	26	18.5	-	-	185
11368	HCX.254/T-INOX-M12	254	M12	21	18	35	291	203	26	18.5	0÷100	32÷210	185