


TCD+a TCDF+a

ELESA Original design

Oil fill plugs with dipstick



• Material

Glass-fibre reinforced polyamide based (PA) technopolymer. Resistant to solvents, oils, greases and other chemical agents.

- TCD+a: without side hole.

- TCDF+a: Ø 2 mm side breather hole.

• Colour

Black, matte finish.

• Flat packing ring

NBR synthetic rubber.

• Flat dipstick

Phosphatised steel. On request and for sufficient quantities dipstick can be supplied in different lengths and/or complete with MAX-MIN level lines.

• Maximum continuous working temperature

130°C.

• Graphic symbol "fill"

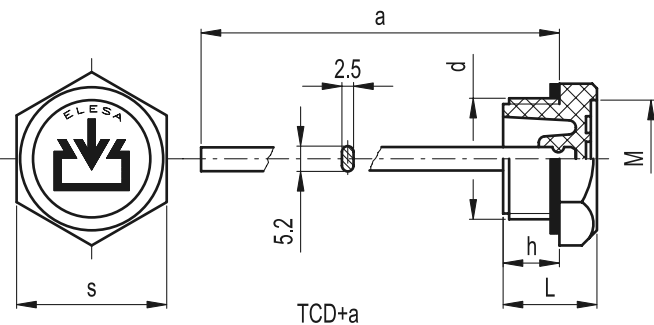
According to DIN regulations.

Accessories on request

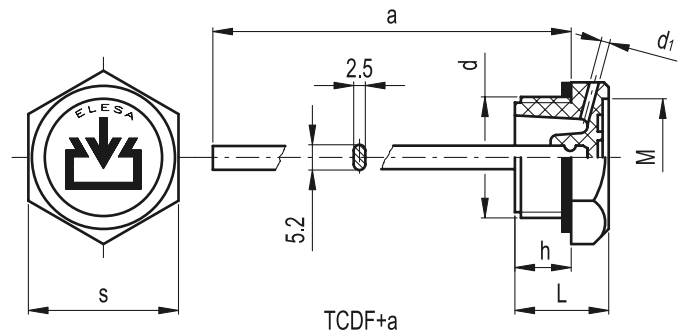
TCD+a and TCDF+a oil fill plugs are suitable for mounting MH. aluminium plates with graphic symbols (see page 955).

Technical data

An adequate tightening torque (see table below) is recommended when screwing the plug, so as to guarantee optimal tightness without any deformation of the packing ring. Suggested tightening torque is the result of laboratory tests carried out at ambient temperature (23°C) with plug, packing ring and reservoir walls perfectly cleaned.



TCD+a



TCDF+a

Elesa Standards		Main dimensions						Tightening torque	⚖
Code	Description	d	h	s	L	M	a	[Nm]	g
59501	TCD.10x1.5+a	M10x1.5	9	19	16	15	120	4÷5	21
59503	TCD.12x1.5+a	M12x1.5	9	19	16	15	120	6÷8	21
59505	TCD.14x1.5+a	M14x1.5	9	19	16	15	120	6÷8	22
59507	TCD.16x1.5+a	M16x1.5	9	22	16	17	120	8÷10	22
59509	TCD.18x1.5+a	M18x1.5	11	26	18	20.5	195	8÷10	36
59511	TCD.20x1.5+a	M20x1.5	11	26	18	20.5	195	8÷10	37
59513	TCD.22x1.5+a	M22x1.5	12	32	20	25	195	10÷12	40
59515	TCD.25x1.5+a	M25x1.5	12	32	20	25	195	10÷12	40
59517	TCD.26x1.5+a	M26x1.5	12	32	20	25	195	10÷12	42
59519	TCD.35x1.5+a	M35x1.5	13	38	22	31	195	15÷18	44
59523	TCD.40x1.5+a	M40x1.5	14	46	24	38	195	15÷18	49

59531	TCD.1/8+a	G 1/8	9	19	16	15	120	4÷6	22
59533	TCD.1/4+a	G 1/4	9	19	16	15	120	4÷6	22
59535	TCD.3/8+a	G 3/8	9	22	16	17	120	8÷10	22
59537	TCD.1/2+a	G 1/2	11	26	18	20.5	195	8÷10	37
59539	TCD.3/4+a	G 3/4	12	32	20	25	195	10÷12	40
59541	TCD.1+a	G 1	13	38	22	31	195	12÷15	44
59543	TCD.1¼+a	G 1¼	14	46	24	38	195	15÷18	49
59545	TCD.1½+a	G 1½	15	55	26	46	195	15÷18	53

Elesa Standards		Main dimensions						Tightening torque	⚖	
Code	Description	d	h	s	L	M	d ₁	a	[Nm]	g
59557	TCDF.16x1.5+a	M16x1.5	9	22	16	17	2	120	8÷10	15
59559	TCDF.18x1.5+a	M18x1.5	11	26	18	20.5	2	195	8÷10	30
59561	TCDF.20x1.5+a	M20x1.5	11	26	18	20.5	2	195	8÷10	30
59563	TCDF.22x1.5+a	M22x1.5	12	32	20	25	2	195	10÷12	35
59565	TCDF.25x1.5+a	M25x1.5	12	32	20	25	2	195	10÷12	35
59567	TCDF.26x1.5+a	M26x1.5	12	32	20	25	2	195	10÷12	35
59569	TCDF.35x1.5+a	M35x1.5	13	38	22	31	2	195	15÷18	40
59573	TCDF.40x1.5+a	M40x1.5	14	46	24	38	2	195	15÷18	49

59585	TCDF.3/8+a	G 3/8	9	22	16	15	2	120	8÷10	20
59587	TCDF.1/2+a	G 1/2	11	26	18	20.5	2	195	8÷10	30
59589	TCDF.3/4+a	G 3/4	12	32	20	25	2	195	10÷12	35
59591	TCDF.1+a	G 1	13	38	22	31	2	195	12÷15	45
59595	TCDF.1¼+a	G 1¼	14	46	24	38	2	195	15÷18	49
59597	TCDF.1½+a	G 1½	15	55	26	46	2	195	15÷18	53